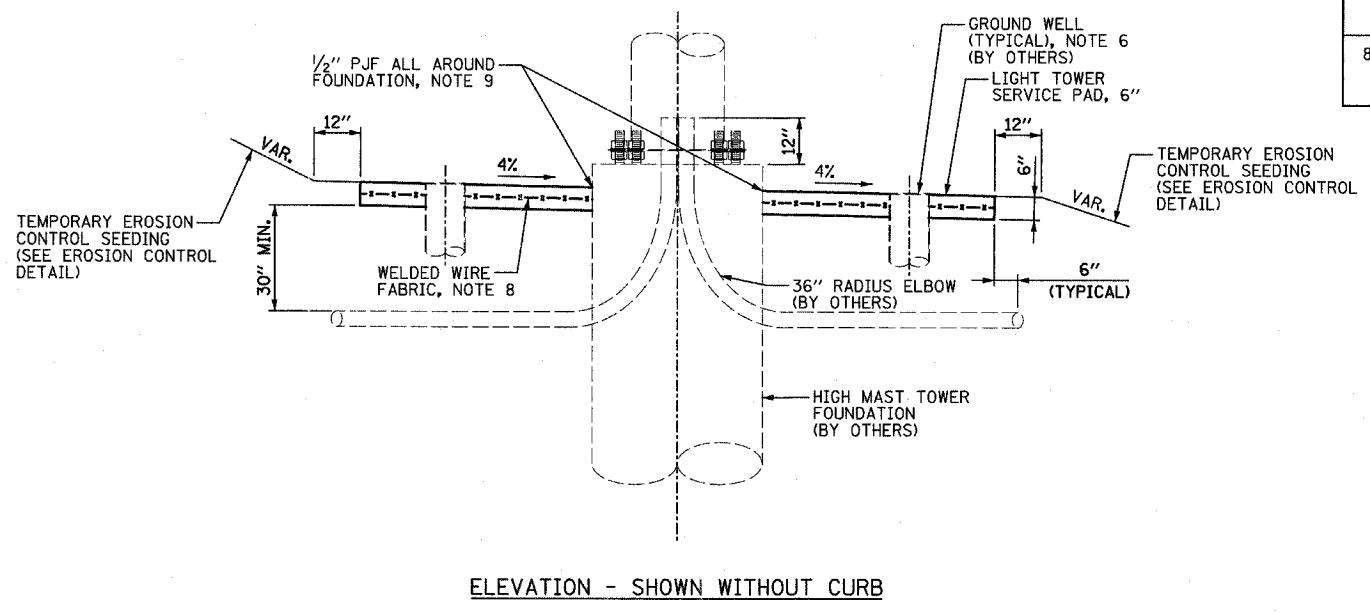
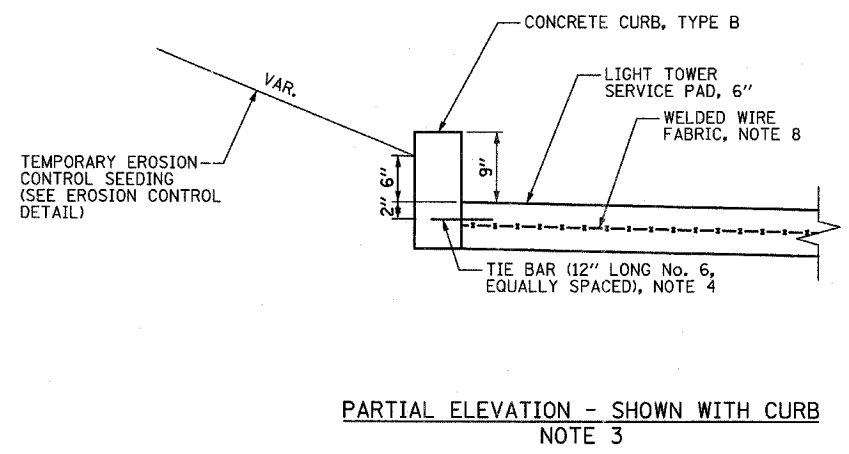
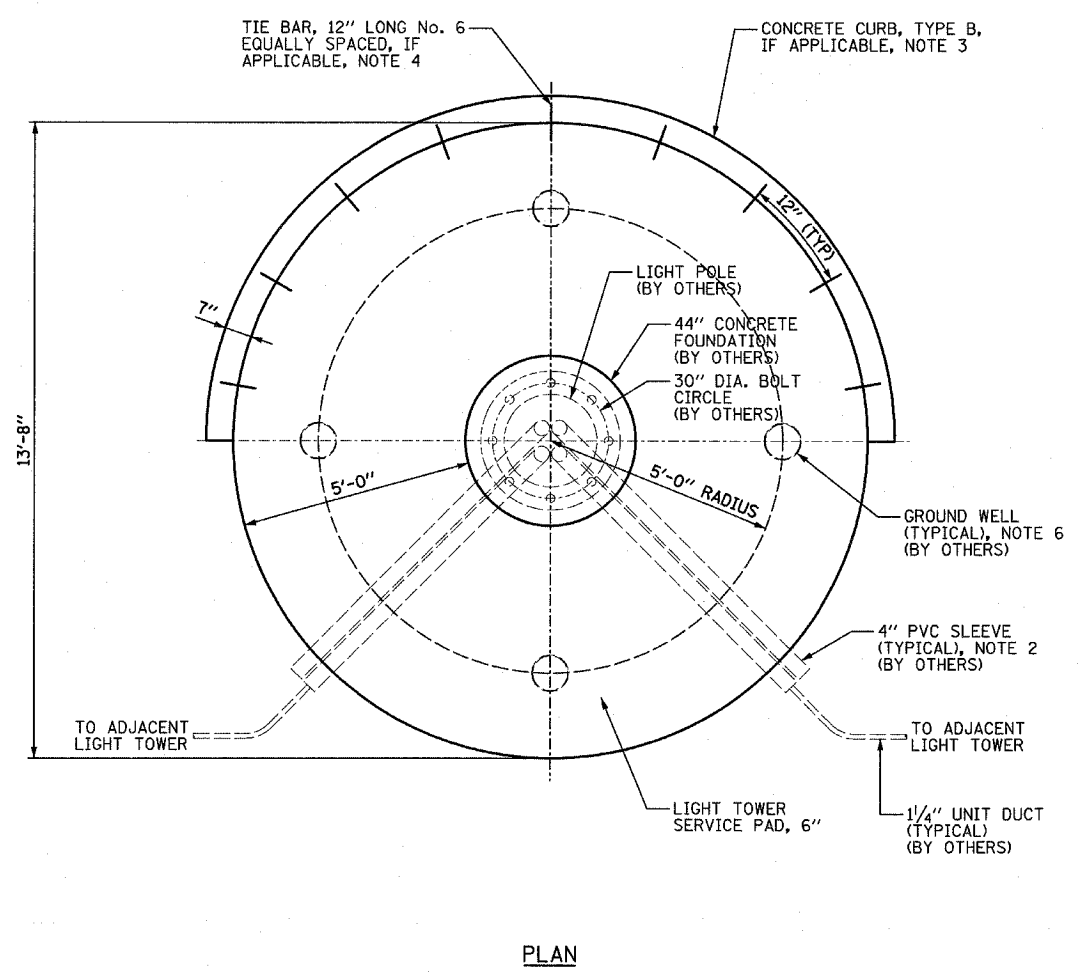


NOTES:

- SEE IDOT STANDARD DRAWING BE501 FOR ADDITIONAL HIGH MAST LIGHT TOWER FOUNDATION DETAILS.
- 4" PVC SLEEVES PROVIDED BY THE FOUNDATION CONTRACTOR SHOULD EXTEND 6 INCHES BEYOND THE PROPOSED SERVICE PAD. IF THE CONTRACTOR DISCOVERS ANY SLEEVE TO BE UNACCEPTABLE IT SHALL BE BROUGHT TO THE ATTENTION OF THE ENGINEER.
- SEE SCHEDULE FOR LOCATIONS WHERE CONCRETE CURB, TYPE B IS REQUIRED.
- TIE BARS WILL NOT BE PAID FOR SEPARATELY BUT WILL BE INCLUDED IN THE COST OF CONCRETE CURB, TYPE B.
- SEE IDOT STANDARD 606001 FOR DIMENSIONS OF CONCRETE CURB, TYPE B.
- GROUND WELLS 5'-0" AS MEASURED FROM THE CENTER LINE OF THE HIGH MAST TOWER TO THE CENTER LINE OF THE WELL TO BE INSTALLED BY OTHERS. THE CONTRACTOR IS RESPONSIBLE FOR MINOR VERTICAL ADJUSTMENTS OF THE GROUND WELLS (6" OR LESS) TO MEET THE FINAL ELEVATION OF THE SERVICE PAD. IF THE GROUND WELLS NEED TO BE ADJUSTED MORE THAN 6" THE CONTRACTOR SHALL NOTIFY THE ENGINEER.
- WELDED WIRE FABRIC WILL NOT BE PAID FOR SEPARATELY BUT WILL BE INCLUDED IN THE COST OF LIGHT TOWER SERVICE PAD, 6". FABRIC SHALL BE 6 X 6, W4.5 X W4.5 AND PLACED AT MID-DEPTH OF THE PAD.
- PREFORMED JOINT FILLER WILL NOT BE PAID FOR SEPARATELY BUT WILL BE INCLUDED IN THE COST OF LIGHT TOWER SERVICE PAD, 6".



GROUND MOUNTED HIGH MAST LIGHT TOWER SERVICE PAD DETAIL

TYLIN INTERNATIONAL

REVISIONS	
NAME	DATE

ILLINOIS DEPARTMENT OF TRANSPORTATION
F.A.I. 94 (DAN RYAN EXPRESSWAY)
I-57 to 71st STREET

**HIGH MAST LIGHT TOWER SERVICE PAD
DETAIL WITH & WITHOUT CURB**

SCALE: N.T.S. DRAWN BY: RTM
DATE: JANUARY 9, 2007 CHECKED BY: TGB