

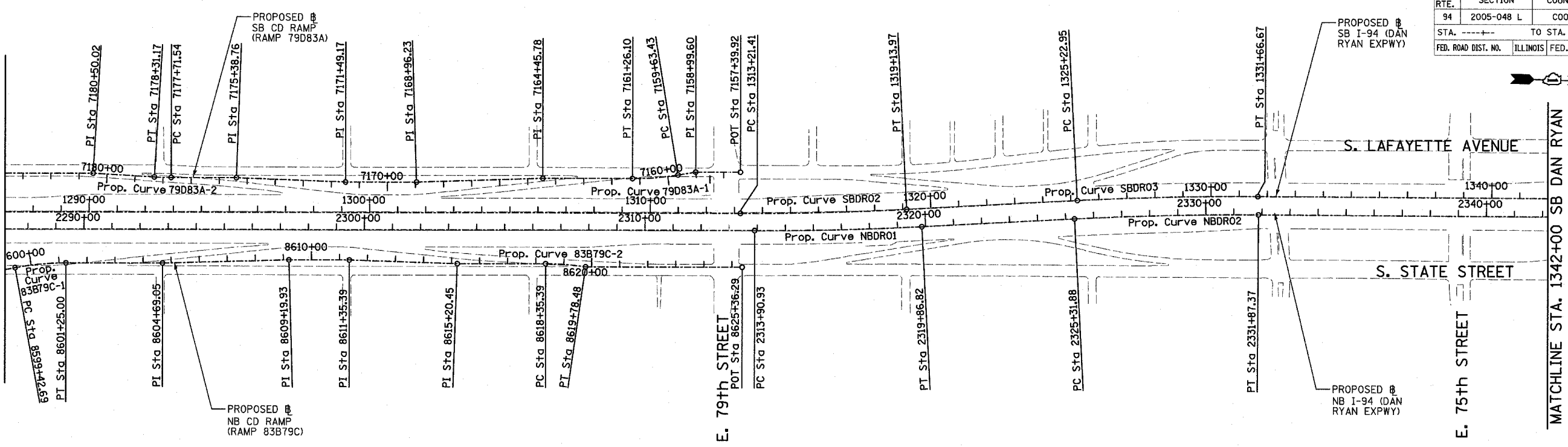


SB C-D RAMP (RAMP 79D83A)
 POT STA = 7157+39.92
 N = 1,852,696.86
 E = 1,177,308.11
 P.I. STA = 7158+99.60
 N = 1,852,537.24
 E = 1,177,312.68
 P.I. STA = 7164+45.78
 N = 1,851,993.52
 E = 1,177,351.80
 P.I. STA = 7168+96.23
 N = 1,851,543.85
 E = 1,177,378.34
 P.I. STA = 7171+49.17
 N = 1,851,291.02
 E = 1,177,385.58
 P.I. STA = 7175+38.76
 N = 1,850,901.43
 E = 1,177,383.07
 P.I. STA = 7180+50.02
 N = 1,850,390.38
 E = 1,177,382.88
 POT STA = 7184+63.76
 N = 1,849,976.81
 E = 1,177,394.72

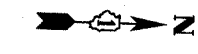
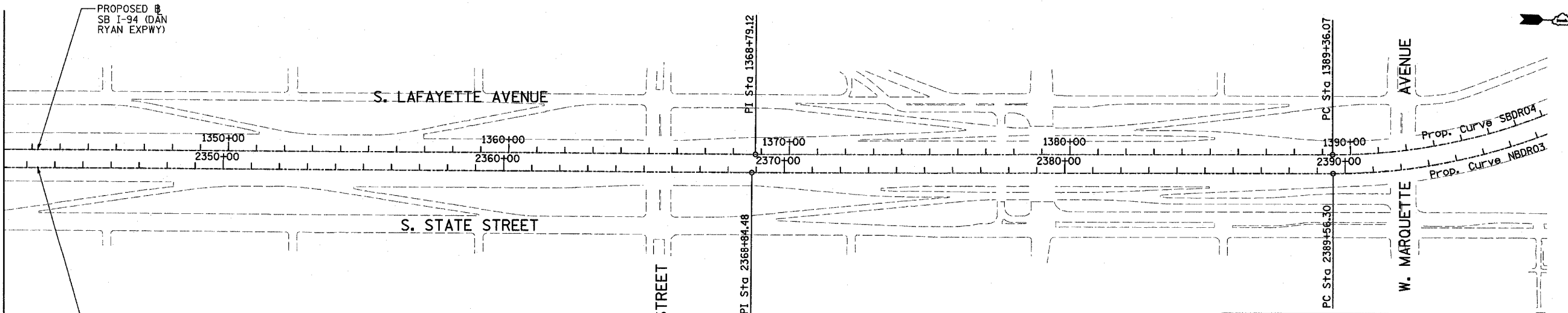
NB C-D RAMP (RAMP 83B79C)
 POT STA = 8597+41.30
 N = 1,849,922.39
 E = 1,177,740.85
 P.I. STA = 8598+94.71
 N = 1,850,075.74
 E = 1,177,736.46
 P.I. STA = 8604+69.05
 N = 1,850,647.32
 E = 1,177,694.81
 P.I. STA = 8609+19.93
 N = 1,851,097.46
 E = 1,177,669.09
 P.I. STA = 8611+35.39
 N = 1,851,312.84
 E = 1,177,662.92
 P.I. STA = 8615+20.45
 N = 1,851,697.89
 E = 1,177,664.73
 POT STA = 8625+36.29
 N = 1,852,713.12
 E = 1,177,645.88

SEE SHEET 2 OF 3
 MATCHLINE STA. 1287+00 SB DAN RYAN

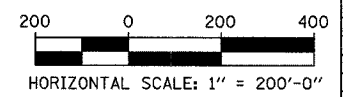
MATCHLINE STA. 1342+00 SB DAN RYAN



Prop. Curve 79D83A-1	Prop. Curve 79D83A-2	Prop. Curve 83B79C-1	Prop. Curve 83B79C-2	Prop. Curve NBDR01	Prop. Curve NBDR02	Prop. Curve NBDR03	Prop. Curve SBDR02	Prop. Curve SBDR03	Prop. Curve SBDR04
P.I. STA = 7160+44.94	P.I. STA = 7178+01.36	P.I. STA = 8600+34.10	P.I. STA = 8619+07.06	P.I. STA = 2316+88.94	P.I. STA = 2328+59.71	P.I. STA = 2398+13.58	P.I. STA = 1316+17.76	P.I. STA = 1328+44.90	P.I. STA = 1397+75.78
N = 1,852,394.55	N = 1,850,638.94	N = 1,850,212.04	N = 1,852,084.35	N = 1,853,051.58	N = 1,854,218.69	N = 1,861,170.38	N = 1,852,997.25	N = 1,854,220.54	N = 1,861,149.16
E = 1,177,340.32	E = 1,177,390.59	E = 1,177,707.28	E = 1,177,653.66	E = 1,177,504.84	E = 1,177,410.58	E = 1,177,231.19	E = 1,177,445.02	E = 1,177,346.22	E = 1,177,163.97
Δ = 9° 19' 12.90" (RT)	Δ = 3° 24' 57.69" (RT)	Δ = 10° 26' 43.92" (RT)	Δ = 8° 11' 54.52" (RT)	Δ = 2° 58' 38.60" (LT)	Δ = 3° 16' 48.34" (RT)	Δ = 44° 36' 17.12" (LT)	Δ = 2° 58' 38.60" (LT)	Δ = 3° 16' 11.04" (RT)	Δ = 44° 32' 58.56" (LT)
D = 5° 43' 46.48"	D = 5° 43' 46.48"	D = 5° 43' 46.48"	D = 5° 43' 46.48"	D = 0° 29' 58.77"	D = 0° 30' 01.44"	D = 2° 44' 29.13"	D = 0° 30' 08.86"	D = 0° 30' 28.59"	D = 2° 47' 41.70"
R = 1,000.00	R = 1,000.00	R = 1,000.00	R = 1,000.00	R = 11,467.00	R = 11,450.00	R = 2,090.00	R = 11,403.00	R = 11,280.00	R = 2,050.00
L = 162.67	L = 59.62	L = 182.31	L = 143.09	L = 595.89	L = 655.49	L = 1,627.06	L = 592.56	L = 643.72	L = 1,593.95
E = 3.32	E = 0.44	E = 4.17	E = 2.56	E = 3.87	E = 4.69	E = 168.99	E = 3.85	E = 4.59	E = 165.31
T = 81.51	T = 29.82	T = 91.41	T = 71.67	T = 298.01	T = 327.84	T = 857.27	T = 296.35	T = 321.95	T = 839.71
P.C. STA = 7159+63.43	P.C. STA = 7177+71.54	P.C. STA = 8599+42.69	P.C. STA = 8618+35.39	P.C. STA = 2313+90.93	P.C. STA = 2325+31.88	P.C. STA = 2389+56.30	P.C. STA = 1313+21.41	P.C. STA = 1325+22.95	P.C. STA = 1389+36.07
N = 1,852,474.58	N = 1,850,668.74	N = 1,850,122.66	N = 1,852,012.71	N = 1,852,753.69	N = 1,853,891.91	N = 1,860,313.48	N = 1,852,701.02	N = 1,853,899.63	N = 1,860,309.83
E = 1,177,324.82	E = 1,177,389.73	E = 1,177,726.42	E = 1,177,655.72	E = 1,177,513.37	E = 1,177,436.97	E = 1,177,256.19	E = 1,177,453.50	E = 1,177,372.14	E = 1,177,189.29
P.T. STA = 7161+26.10	P.T. STA = 7178+31.17	P.T. STA = 8601+25.00	P.T. STA = 8619+78.48	P.T. STA = 2319+86.82	P.T. STA = 2319+86.82	P.T. STA = 2405+83.37	P.T. STA = 1319+13.97	P.T. STA = 1331+66.67	P.T. STA = 1405+30.02
N = 1,852,313.07	N = 1,850,609.13	N = 1,850,303.41	N = 1,852,155.54	N = 1,853,348.62	N = 1,854,546.43	N = 1,861,762.92	N = 1,853,292.63	N = 1,854,542.40	N = 1,861,729.54
E = 1,177,342.65	E = 1,177,389.66	E = 1,177,704.66	E = 1,177,661.85	E = 1,177,480.85	E = 1,177,402.92	E = 1,176,611.65	E = 1,177,421.16	E = 1,177,338.64	E = 1,176,557.11



TYLIN INTERNATIONAL



REVISIONS	
NAME	DATE

ILLINOIS DEPARTMENT OF TRANSPORTATION
 F.A.I. 94 (DAN RYAN EXPRESSWAY)
 I-57 to 71st STREET

ALIGNMENT
 SHEET 3 OF 3

SCALE: 1"=200'
 DATE: JANUARY 9, 2007
 DRAWN BY: JPM
 CHECKED BY: DAK