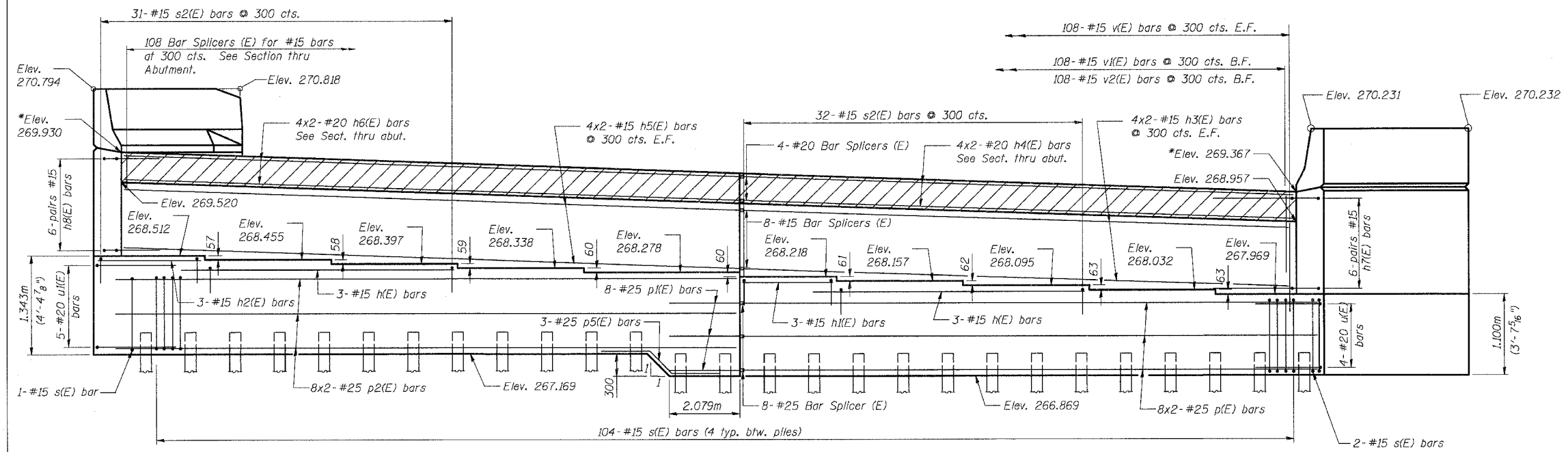


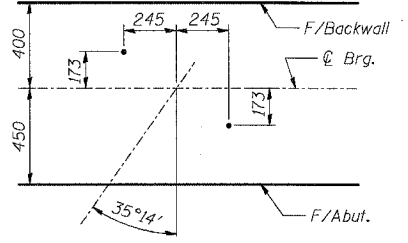
| | | | | |
|---------------------------|-----------|---------|--------------|-----------|
| F.A.P. RT. | SECTION | COUNTY | TOTAL SHEETS | SHEET NO. |
| 343 | TOD-Y-B-R | COOK | 283 | 176 |
| STA. | | TO STA. | | |
| ILLINOIS FED. AID PROJECT | | | | |
| CONTRACT NO. 62897 | | | | |



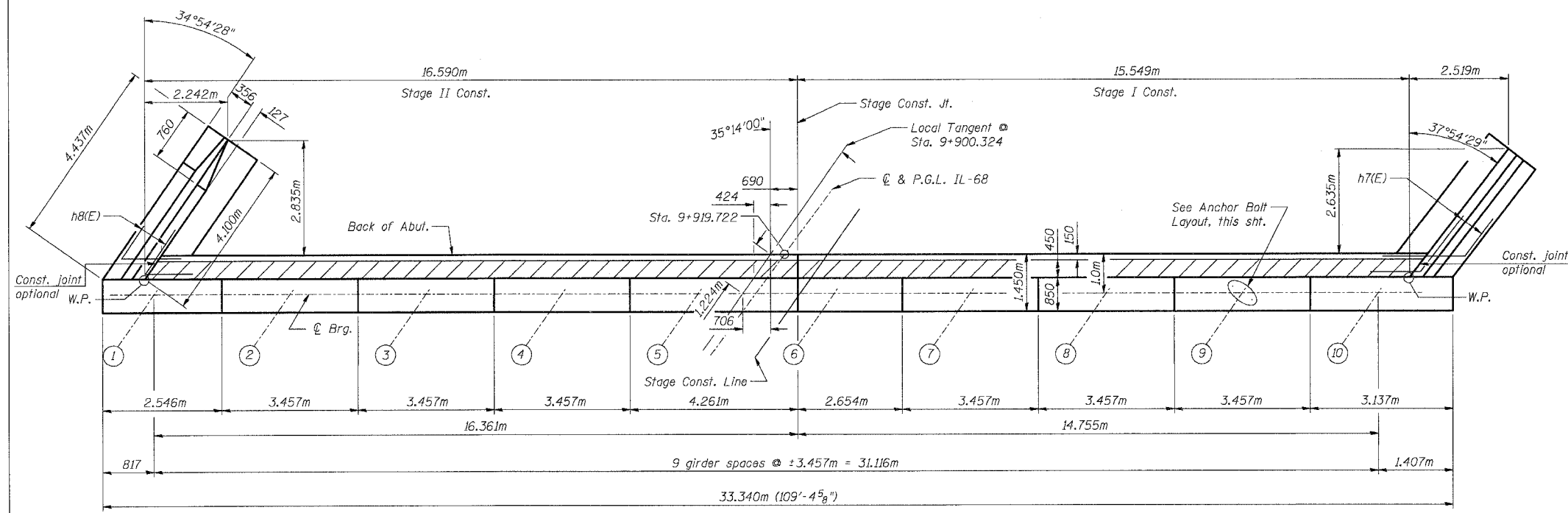
ELEVATION

*At Front Face of hatch block

MIN. BAR LAP
 #15 Bars = 640
 #20 Bars = 790
 #25 Bars = 1.320m



ANCHOR BOLT LAYOUT



TOP VIEW

- NOTES:**
- Hatched area to be poured after superstructure forms have been removed.
 - Space reinforcement in cap to miss anchor bolts.
 - Pour steps monolithically with cap.
 - Reinforcement bars designated (E) shall be epoxy coated.
 - Bars indicated thus 4x2-#15 etc. indicates 4 lines of bars with 2 lengths per line.
 - For anchor bolt details, see sht. S-21 of S-34.

| REVISIONS | | NAME | DATE |
|-----------|-------------|------|------|
| NO. | DESCRIPTION | | |
| | | | |
| | | | |
| | | | |
| | | | |
| | | | |
| | | | |
| | | | |
| | | | |
| | | | |

SHT. S-22 OF S-34

ILLINOIS DEPARTMENT OF TRANSPORTATION
 IL ROUTE 68 OVER UPRR
 F.A.P. ROUTE 343 SECTION 70D-Y-B-R
 COOK COUNTY STATION 9+900.324
 STRUCTURE NO. 016-2732

EAST ABUTMENT PLAN & ELEVATION

DESIGNED: BTO DRAWN: BTO
 CHECKED: JAN CHECKED: JAN

DATE: 10/06

10/10/2006 2:37:29 PM