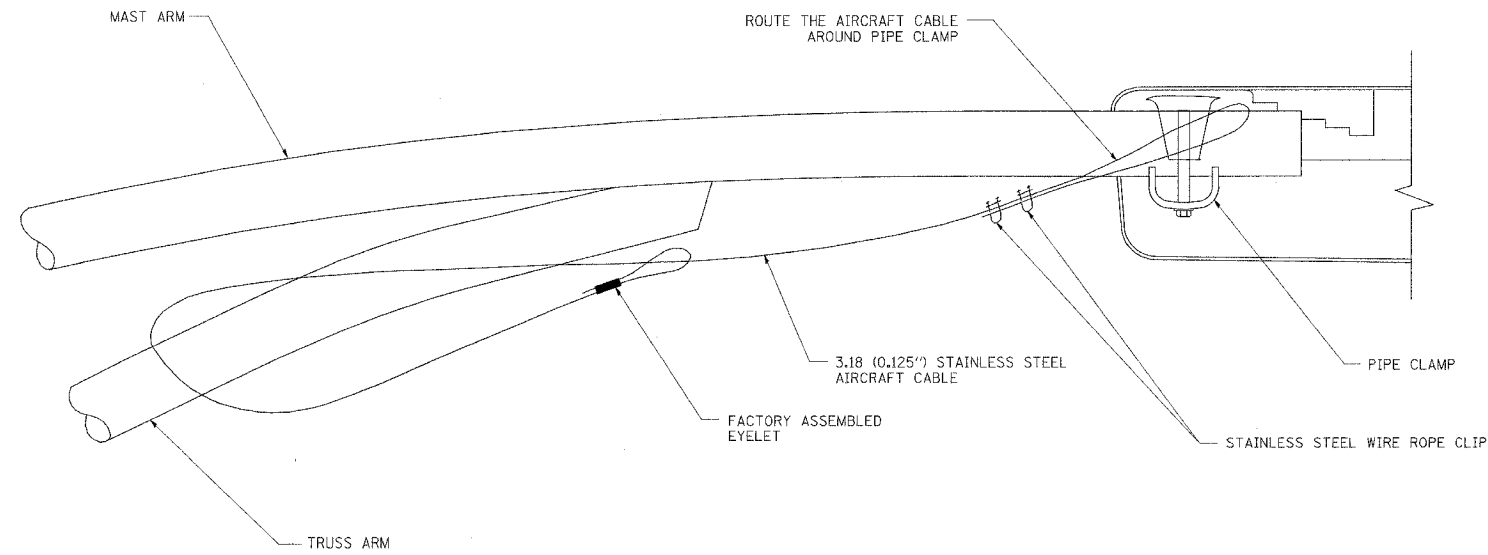
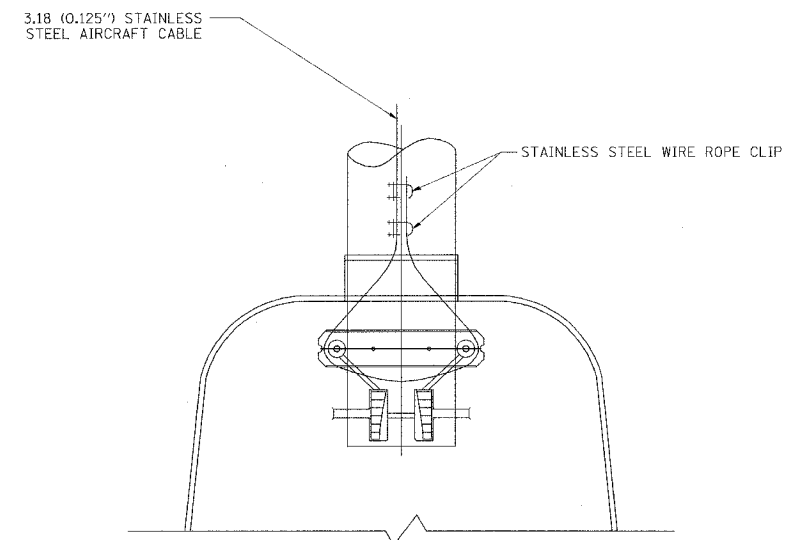


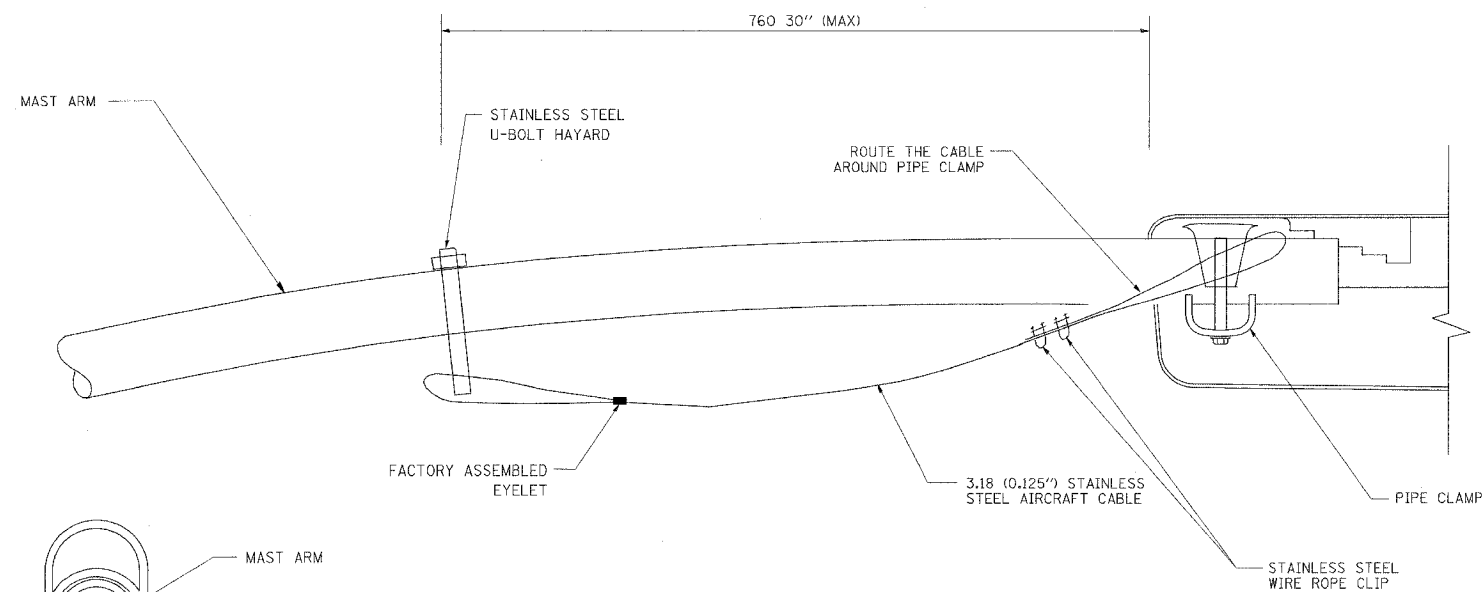
F.A. RTE.	SECTION	COUNTY	TOTAL SHEETS NO.	SHEET NO.
			283	224T
STA.		TO STA.		
FED. ROAD DIST. NO.		ILLINOIS FED. AID PROJECT		



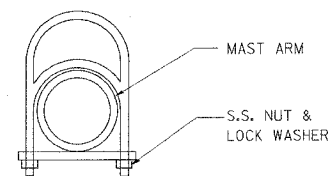
SIDE VIEW (TRUSS ARM)  
N.T.S.



BOTTOM VIEW  
N.T.S.



SIDE VIEW (SINGLE MEMBER OR DAVIT ARM)  
N.T.S.



STAINLESS STEEL U-BOLT HAYARD

NOTES:

1. ALL DIMENSIONS ARE IN MILLIMETERS (INCHES) UNLESS OTHERWISE SHOWN
2. CONTRACTOR SHALL ADJUST THE WIRE CLIP TO ELIMINATE ANY SLACK FROM THE WIRE ROPE.
3. THE 3.18 (0.125 inch) STAINLESS STEEL AIRCRAFT CABLE SHALL REMAIN VISIBLE FROM THE GROUND LEVEL
4. THE BREAKING STRENGTH OF THE CABLE SHALL BE 1700 LBS. MIN

1 - ADDED SHEET 1-3-07

REVISIONS	
NAME	DATE

ILLINOIS DEPARTMENT OF TRANSPORTATION

**LUMINAIRE SAFETY  
CABLE ASSEMBLY**

SCALE: NONE  
DATE 05/19/2003

DRAWN BY  
CHECKED BY