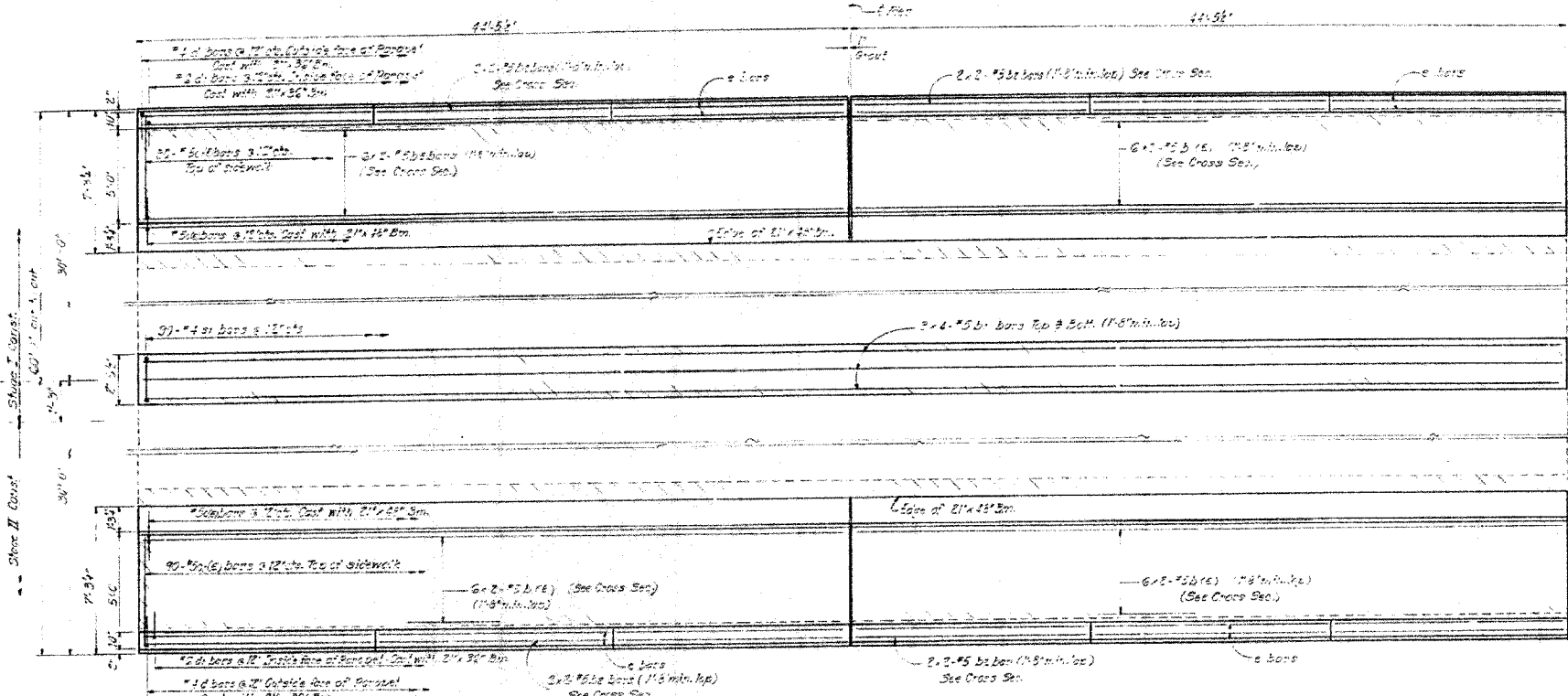


| F.A.P. RTE. | SECTION | COUNTY | TOTAL SHEETS | SHEET NO. |
|---------------------|---------|----------|------------------|-----------|
| 567 | 34X-BR | DEKALB | 90 | 51 |
| STA. | | TO STA. | | |
| FED. ROAD DIST. NO. | | ILLINOIS | FED. AID PROJECT | |

| ROUTE NO. | SECTION | COUNTY | TOTAL SHEETS | SHEET NO. |
|-----------|---------|--------|--------------|-----------|
| 567 | 34X-BR | DEKALB | 90 | 51 |
| 9 SHEETS | | | | |

STATE OF ILLINOIS
DEPARTMENT OF TRANSPORTATION

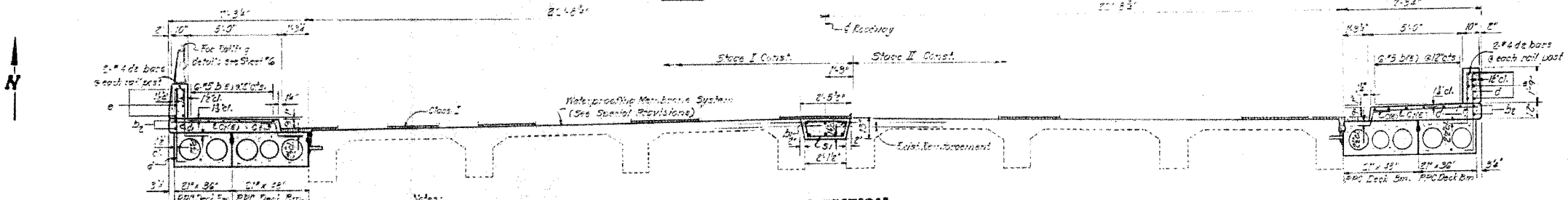


BILL OF MATERIAL

| Bar | No. | Size | Length | Shape |
|-------|-----|------|--------|-------|
| b1(e) | 62 | #3 | 23'-0" | |
| b2 | 24 | #3 | 23'-0" | |
| b3 | 16 | #3 | 23'-0" | |
| c1(e) | 180 | #3 | 5'-9" | |
| d1 | 40 | #2 | 5'-0" | 11 |
| e | 22 | #2 | 14'-9" | |
| f1 | 90 | #2 | 6'-2" | 19 |

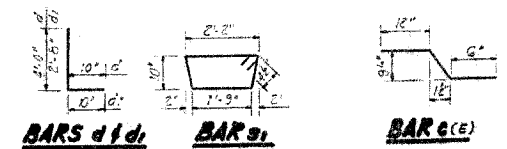
| | | |
|---------------------------------|--------|------|
| Concrete Removal | Cu.Yd. | 62 |
| Class X Concrete | Cu.Yd. | 50.3 |
| Reinforcement Bars | Pounds | 1210 |
| Reinforcement Bars (incl. Cast) | Pounds | 1260 |

PLAN



CROSS SECTION
(Looking East)

Notes:
 1. Noted area indicates Concrete Removal.
 2. Reinforcement bars designated (E) shall be epoxy coated. See Special Provisions.
 3. Bars indicated thus #4-#5 etc. indicates 3 lines of bars with 4 lengths per line.
 4. Reinforcement extending into removed area shall be checked and incorporated into the new construction.



SUPERSTRUCTURE
F.A.R.T. 567 SEC. 34-X-BY
DEKALB COUNTY
STA. 141+02.40

| | | | |
|----------|--------------------|----------|--------------------|
| DESIGNED | <i>[Signature]</i> | EXAMINED | <i>[Signature]</i> |
| CHECKED | <i>[Signature]</i> | PASSED | |
| DRAWN | S.G. | APPROVED | |
| CHECKED | J.G. | | |

FOR INFORMATION ONLY

| REVISIONS | |
|-----------|------|
| NAME | DATE |
| | |
| | |
| | |

ILLINOIS DEPARTMENT OF TRANSPORTATION
EXISTING BRIDGE PLANS

FAP RTE 567 (IL RTE 38)
 SECTION 34X-BR
 DEKALB COUNTY

SCALE: VERT. _____
 HORIZ. _____
 DATE 2/24/06

DRAWN BY SUTHEARD
 CHECKED BY BOTT

COMPUTER FILE NO. D10800EPLN
 PROJECT 05198
 2/27/06-MDS

GREENE & BRADFORD, INC.
 OF SPRINGFIELD
 CONSULTING ENGINEERS
 1000 N. WASHINGTON ST., SUITE 200
 SPRINGFIELD, ILLINOIS 62760
 PROFESSIONAL ENGINEERING CORPORATION
 0017765-0001, 0017765-0002, 0017765-0003, 0017765-0004, 0017765-0005, 0017765-0006, 0017765-0007, 0017765-0008, 0017765-0009, 0017765-0010

EXISTING BRIDGE PLANS

PLOT DATE = 02/27/06
 PLOT NAME = BRIDGE PLANS
 PLOT SCALE = 1/8" = 1'-0"
 REFERENCE = REF
 OPERATOR = SUTHEARD