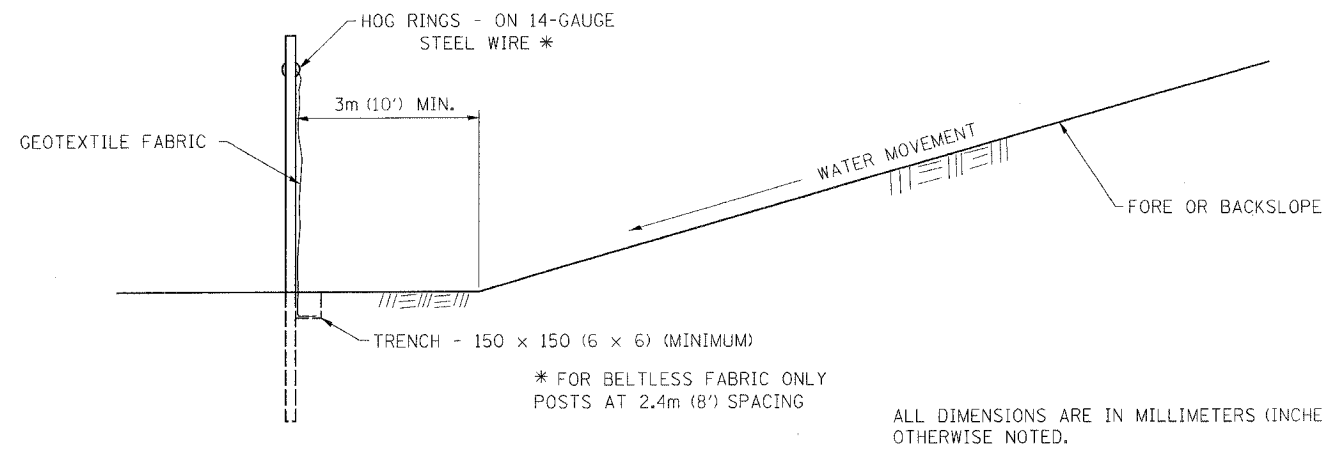
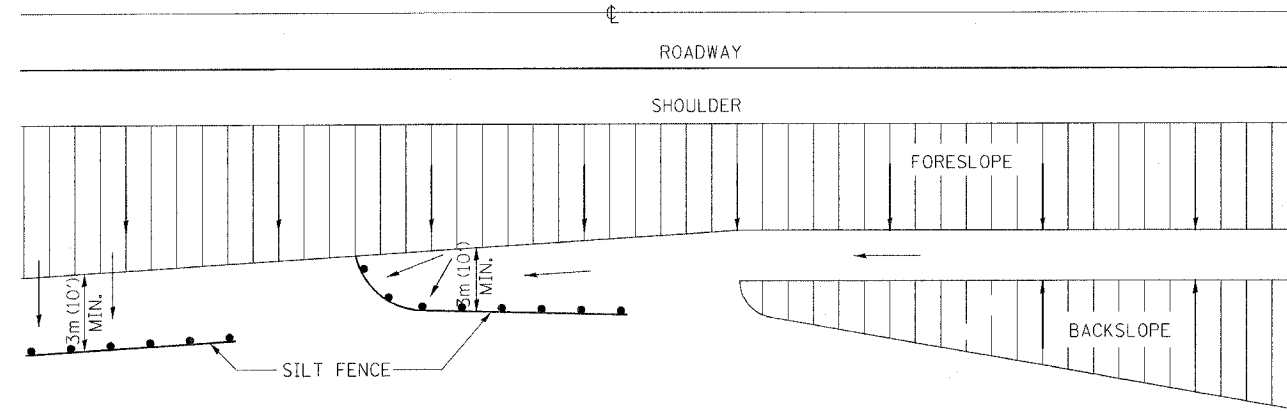


F.A.P. RTE.	SECTION	COUNTY	TOTAL SHEETS	SHEET NO.
567	34X-BR	DEKALB	90	68
STA.		TO STA.		
FED. ROAD DIST. NO.		ILLINOIS FED. AID PROJECT		

EROSION CONTROL DETAILS FOR SILT FENCE



DETAILS OF SILT FENCE

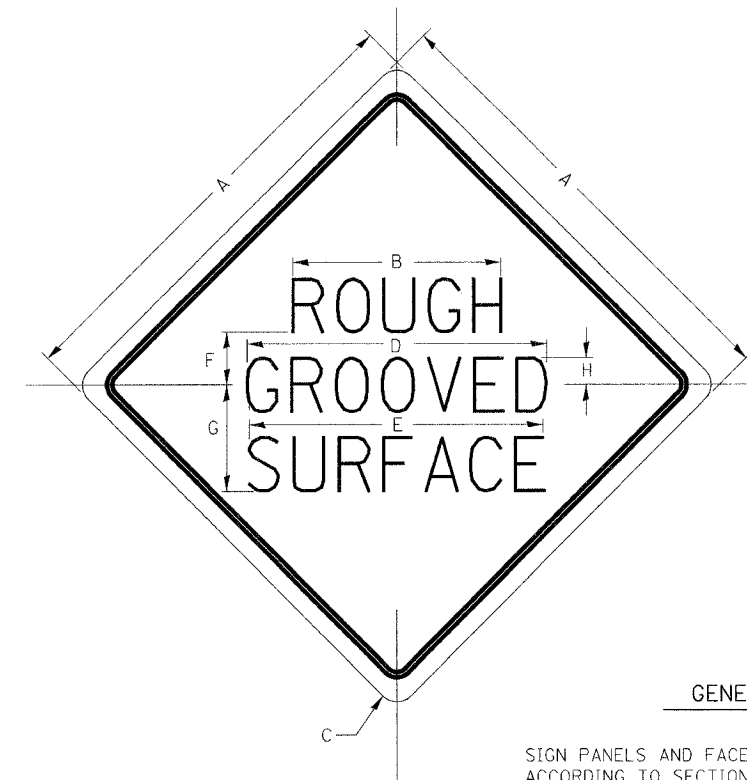
* FOR BELTLESS FABRIC ONLY
POSTS AT 2.4m (8') SPACING

ALL DIMENSIONS ARE IN MILLIMETERS (INCHES) UNLESS OTHERWISE NOTED.

PLOT DATE = #DAYS#
FILE NAME = #FILES#
PLOT SCALE = #SCALE#
PLOT DATE = #DATE#
OPERATOR = #USER#

ROUGH GROOVED SURFACE SIGN

ILLINOIS STANDARD W8-I107
SIGN PANEL TYPE 1



GENERAL NOTES

SIGN PANELS AND FACE MATERIALS SHALL BE ACCORDING TO SECTION 720 OF THE STANDARD SPECIFICATIONS
METAL POSTS SHALL BE IN ACCORDANCE WITH STD. 720011.

ALL MOUNTING HARDWARE SHALL BE ALUMINUM, STAINLESS STEEL, ZINC OR CADMIUM PLATED STEEL AND SHALL BE INCIDENTAL TO THE COST OF THE INSTALLATION.

ALL DIMENSIONS ARE IN MILLIMETERS (INCHES) UNLESS OTHERWISE NOTED.

COLOR: LEGEND AND BORDER - BLACK NON-REFLECTIVE
BACKGROUND - ORANGE REFLECTORIZED

SIGN SIZE	DIMENSIONS							
	A	B	C	D	E	F	G	H
1200x1200 (48x48)	1200 (48.0)	600 (24.1)	75 (3.0)	850 (34.0)	825 (33.0)	150 (6.0)	325 (13.0)	88 (3.5)

SIGN SIZE	SERIES			MARGIN	BORDER	BLANK STD.
	LINES					
	1	2	3			
1200x1200 (48x48)	7C	7C	7C	20 (0.8)	30 (1.2)	B4-48D

ALL DIMENSIONS IN INCHES.

REVISIONS	
NAME	DATE
DOT REVIEW	10/25/06

ILLINOIS DEPARTMENT OF TRANSPORTATION
DETAILS

FAP RTE 567 (IL RTE 38)
SECTION 34X-BR
DEKALB COUNTY

SCALE: VERT. _____
HORIZ. _____
DATE 10/12/05

DRAWN BY SUTHEARD
CHECKED BY BOTT

GREENE & BRADFORD, INC.
OF SPRINGFIELD
CONSULTING ENGINEERS
PROFESSIONAL ENGINEERS
PROFESSIONAL SURVEYORS
PROFESSIONAL LAND SURVEYORS
PROFESSIONAL CIVIL ENGINEERS
PROFESSIONAL ELECTRICAL ENGINEERS
PROFESSIONAL MECHANICAL ENGINEERS
PROFESSIONAL CHEMICAL ENGINEERS
PROFESSIONAL INDUSTRIAL ENGINEERS
PROFESSIONAL AERONAUTICAL ENGINEERS
PROFESSIONAL NUCLEAR ENGINEERS

COMPUTER FILE NO. D10800SPL
PROJECT 05198
10/25/06-GSJ