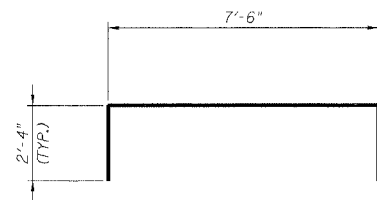


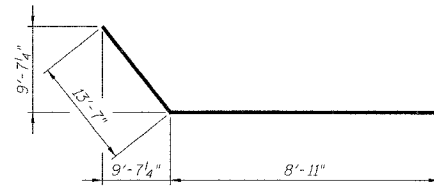
STATE OF ILLINOIS
DEPARTMENT OF TRANSPORTATION

ROUTE NO.	SECTION	COUNTY	SHEET NO.	SHEET NO.
F.A.P. 545	114T-1	CARROLL	118	30
FED. ROAD DIST. NO. 2		ILLINOIS	FED. AID PROJECT	

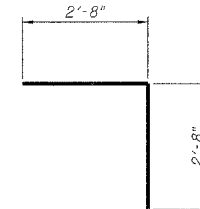
Contract # 64031



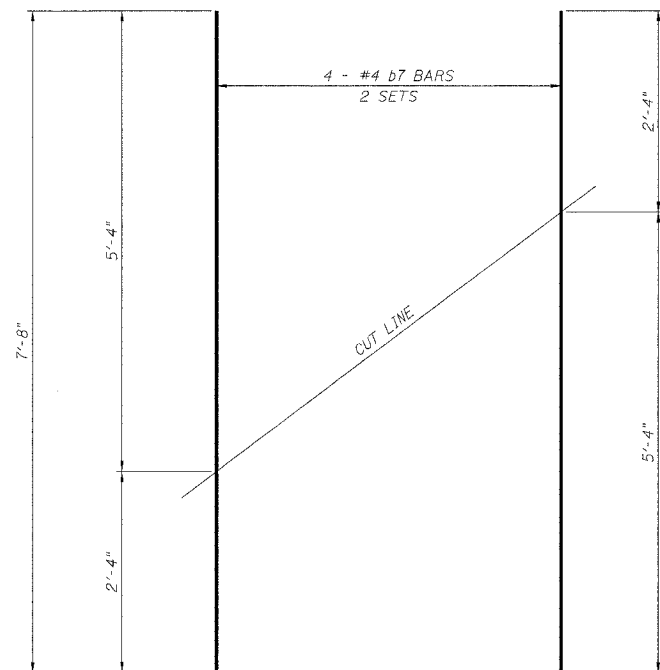
BAR sl



BAR h



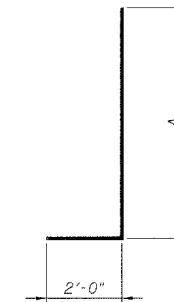
BAR d



BARS b7

FIELD CUTTING DIAGRAM

ORDER BARS FULL LENGTH. CUT AS SHOWN
AND USE REMAINDER OF BAR IN OPPOSITE END.



BARS v THRU v8

BILL OF MATERIAL

Bar	No.	Size	Length	Shape
b	4	4	37'-3"	—
b1	2	4	35'-9"	—
b2	2	4	33'-9"	—
b3	2	4	31'-9"	—
b4	2	4	29'-9"	—
b5	2	4	27'-9"	—
b6	4	4	26'-5"	—
b7	8	4	7'-8"	—
b8	52	4	5'-8"	—
b9	8	4	9'-0"	—
d	50	4	5'-4"	—
h	4	5	22'-6"	—
h1	24	5	9'-0"	—
s	8	5	24'-1"	—
sl	8	5	12'-4"	—
v	4	5	8'-8"	—
v1	4	5	8'-4"	—
v2	4	5	8'-0"	—
v3	4	5	7'-8"	—
v4	4	5	7'-5"	—
v5	4	5	7'-1"	—
v6	4	5	6'-9"	—
v7	4	5	6'-5"	—
v8	4	5	6'-2"	—
Reinforcement Bars		Pound	1637	

BAR BENDING DIAGRAMS

Bar	A	
	Ft.	In.
v	6	8
v1	6	4
v2	6	0
v3	5	8
v4	5	5
v5	5	1
v6	4	9
v7	4	5
v8	4	2

DESIGNED -	ASP
CHECKED -	WSP
DRAWN -	BGC
CHECKED -	ASP

EXAMINED	200
PASSED	ENGINEER OF BRIDGE DESIGN
	ENGINEER OF BRIDGES AND STRUCTURES

BARBILL & DETAILS
F.A.P. 545 (IL. RTE. 72)
SECTION 114T-1
CARROLL COUNTY
STATION 244+43.50
STRUCTURE NO. 008-1090