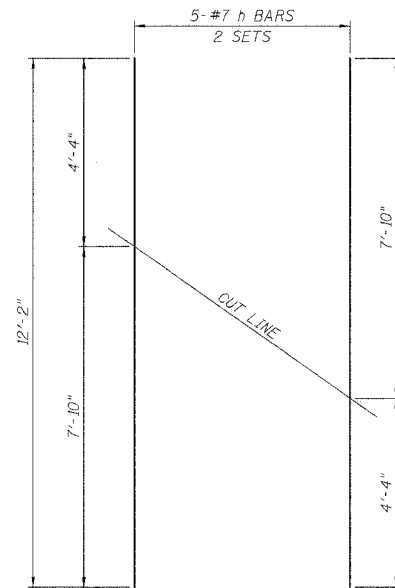


STATE OF ILLINOIS
DEPARTMENT OF TRANSPORTATION

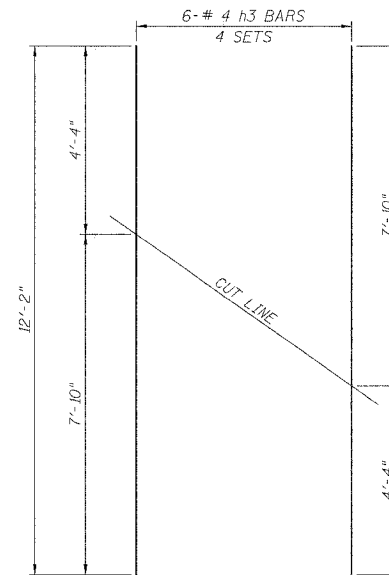
ROUTE NO.	SECTION	COUNTY	TOTAL SHEETS	SHEET NO.
F.A.P. 545	114T-1	OGLE	118	55
FED. ROAD DIST. NO. 2	ILLINOIS	FED. AID PROJECT-		

Contract # 64C31

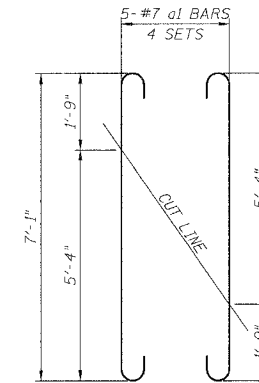
SHEET NO. 07
10 SHEETS



BARS h



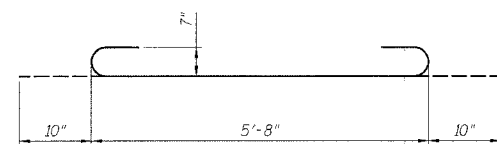
BARS h3



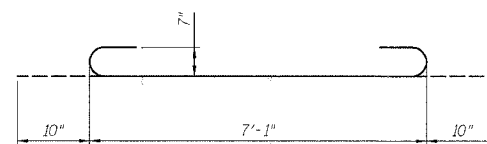
BARS a1

FIELD CUTTING DIAGRAMS

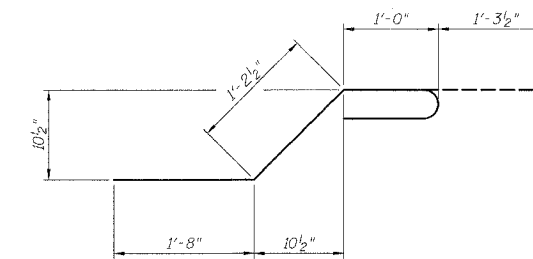
ORDER BARS FULL LENGTH. CUT AS SHOWN AND USE REMAINDER OF BARS IN OPPOSITE END.



BARS a



BARS a1



BAR x

BILL OF MATERIAL

Bar	No.	Size	Length	Shape
a	56	7	7'-4"	U
a1	20	7	8'-9"	U
a2	8	4	5'-8"	U
a3	4	4	3'-0"	U
h	10	7	12'-2"	U
h1	4	7	4'-3"	U
h2	4	7	8'-0"	U
h3	24	4	12'-2"	U
h4	12	6	4'-3"	U
h5	12	6	8'-0"	U
v	76	4	3'-10"	U
x	148	4	5'-2"	U
x1	12	4	5'-0"	U
x2	12	4	6'-7"	U
x3	12	4	6'-4"	U
x4	12	4	15'-7"	U
x5	12	4	5'-2"	U
x6	2	7	16'-3"	U
Concrete Structures		Cu. Yd.	16.6	
Reinforcement Bars, Epoxy Coated		Pound	3,082	

DESIGNED - ASP	200
CHECKED - WSP	EXAMINED
DRAWN - BEM	ENGINEER OF BRIDGE DESIGN
CHECKED - ASP	PASSED
	ENGINEER OF BRIDGES AND STRUCTURES

BARBILL & DETAILS
F.A.P. 545 (IL. RTE. 72)
SECTION 114T-1
OGLE COUNTY
STATION 38+85.17
STRUCTURE NO. 071-1150