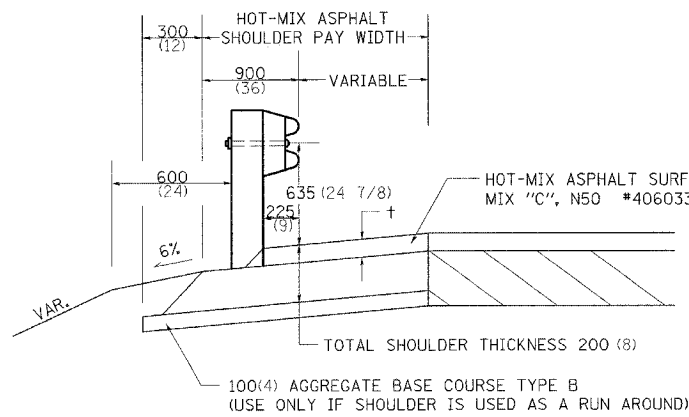


# DETAIL OF HOT-MIX ASPHALT SHOULDER AT GUARD RAIL



+ = SEE TYPICAL SECTIONS FOR THICKNESS

### GENERAL NOTES

THE TOP LIFT SHALL NOT BE PLACED BEHIND THE GUARDRAIL POSTS. WHEN PLACING THE TOP LIFT THE RAIL MUST BE REMOVED FROM THE POSTS. THE POST SHALL NOT BE REMOVED.

THE HEIGHT OF THE GUARD RAIL SHALL BE SET 525 (21) FROM THE FINISHED SURFACE.

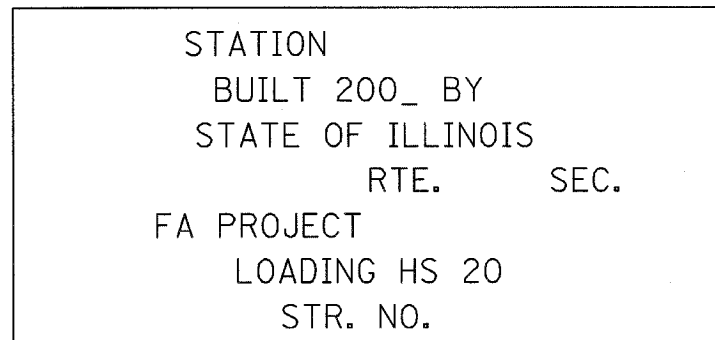
THE HOT-MIX ASPHALT SHOULDER SHALL BE CONSTRUCTED IN ACCORDANCE WITH SECTION 482 EXCEPT THE TOP LIFT SHALL BE HOT-MIX ASPHALT SURFACE COURSE, MIXTURE C, N50. THE WORK WILL BE PAID FOR AT THE CONTRACT UNIT PRICE PER TON FOR HOT-MIX ASPHALT SURFACE COURSE, MIXTURE "C", N50 AND SQUARE METER (SQUARE YARD) FOR HOT-MIX ASPHALT SHOULDERS OF THE THICKNESS SPECIFIED. THE REMOVAL & REINSTALLATION OF THE GUARDRAIL WILL BE INCLUDED IN THE COST OF THE HOT-MIX ASPHALT SURFACE COURSE, MIXTURE C, N50.

ALL DIMENSIONS ARE IN MILLIMETERS (INCHES) UNLESS OTHERWISE NOTED.

**DETAIL OF HOT-MIX ASPHALT SHOULDER AT GUARD RAIL 23.4**

REVISED 10-06-06

# LETTERING FOR NAME PLATE



SEE STD. 515001

### DESIGNERS NOTE

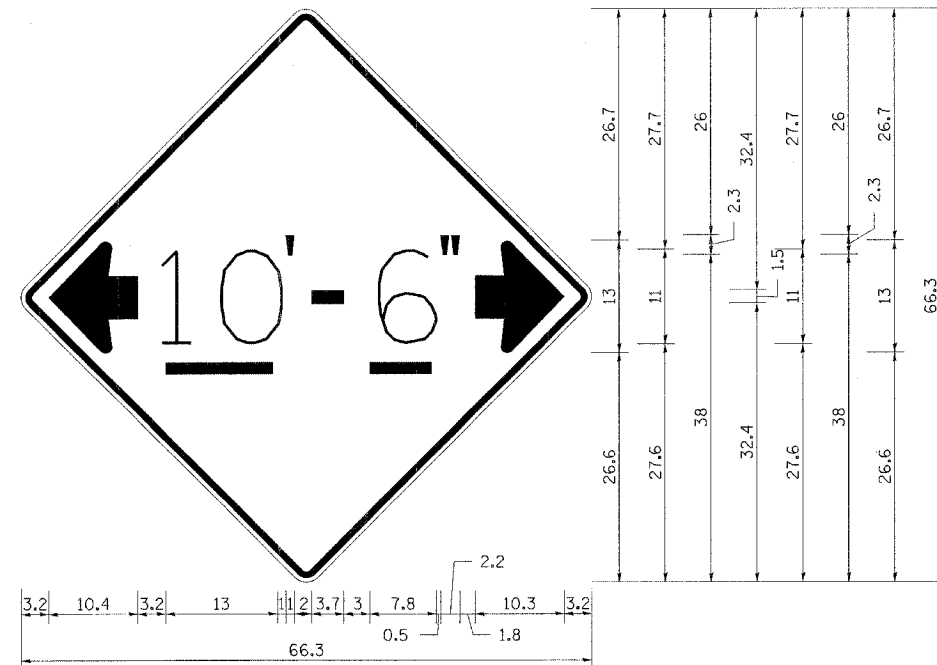
WHEN USING A DOUBLE BOX CULVERT GET A STRUCTURE NUMBER AND SHOW IT ON THE GENERAL NOTES. IF THE DOUBLE BOX CULVERT IS EQUAL TO OR GREATER THAN 6.1m (20 FT) WIDE INCLUDE A PAY ITEM FOR NAME PLATES AND INCLUDE THIS DETAIL IN THE PLANS.

ALL DIMENSIONS ARE IN MILLIMETERS (INCHES) UNLESS OTHERWISE NOTED.

**LETTERING FOR NAME PLATE 89.4**

REVISED 10-15-04

# INFORMATIONAL WARNING SIGN (FOR NARROW TRAVEL LANES)



ALL DIMENSIONS ARE IN INCHES UNLESS OTHERWISE NOTED.

**INFORMATIONAL WARNING SIGN (FOR NARROW TRAVEL LANES) 39.4**

REVISED 6-29-05

F.A.S. RTE.	SECTION	COUNTY	TOTAL SHEETS	SHEET NO.
55	**	WINNEBAGO	52	49
STA.	TO STA.			
FED. ROAD DIST. NO. 7	ILLINOIS	FED. AID PROJECT		
**102BR-1, 102BR-2, 102BR-3D		CONTRACT NO. 64C93		

### NOTES

W12-2 - Horizontal Clearance Sign  
48.0" across sides, 1.9" Radius,  
0.8" Border, 0.5" Indent, Black on  
Orange; Standard Arrow Custom  
10.4" X 8.1" 180° Black 11 Inch  
D Series Lettering; Standard Arrow  
Custom 10.4" X 8.1" 0°

All work to furnish and install these signs shall be included in the cost of the Traffic Control Standards and shall not be paid for separately.

# STOP LINE SIGN FOR TEMPORARY SIGNALS



SIZE: 600(24) x 450(18)

100(4) CAPITAL LETTERS - BLACK

13 (1/2) BORDER - BLACK

WHITE REFLECTIVE - TYPE B  
ENGINEERING GRADE SHEETING

### GENERAL NOTE:

THIS SIGN SHALL BE INSTALLED AT THE STOP LINE AS DIRECTED BY ENGINEER.

ALL DIMENSIONS ARE IN MILLIMETERS (INCHES) UNLESS OTHERWISE NOTED.

**STOP LINE SIGN FOR TEMPORARY SIGNALS 99.4**

REVISED 10-10-06