
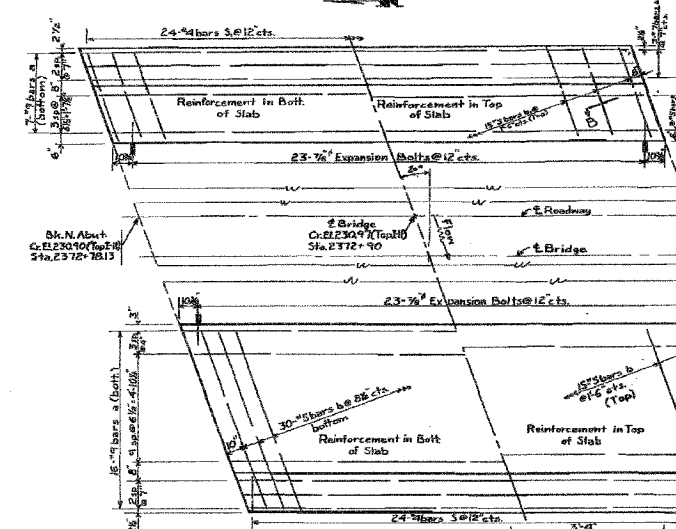
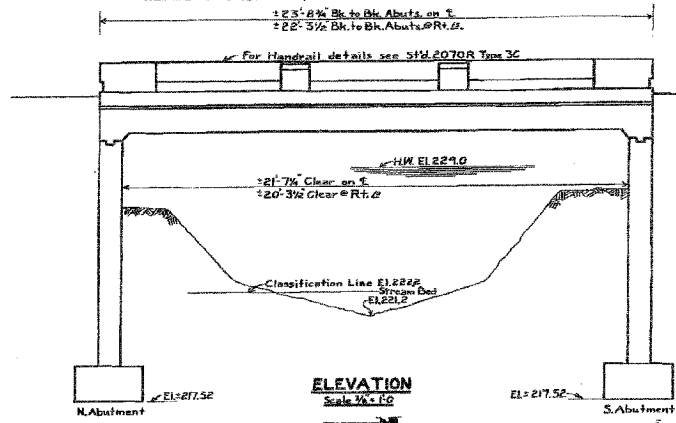


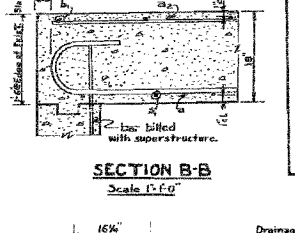
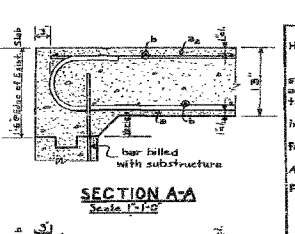
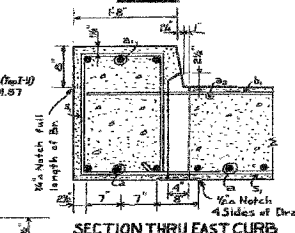
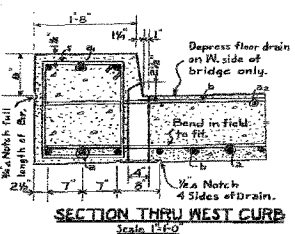
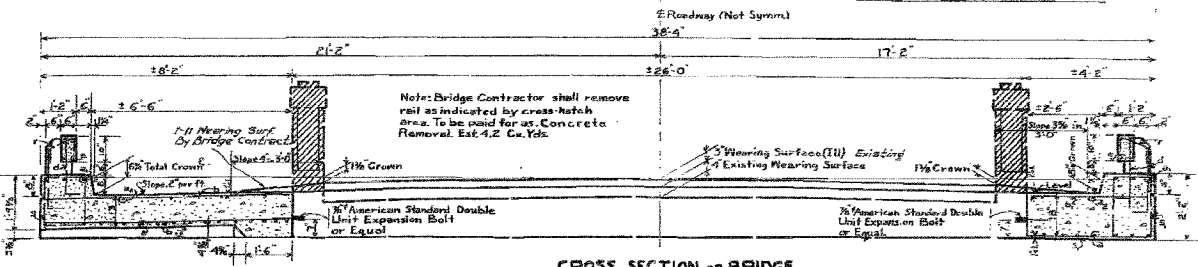
STATE OF ILLINOIS  
DEPARTMENT OF TRANSPORTATION

ROUTE NO.	SECTION	COUNTY	TOTAL SHEETS	SHEET NO.
U.S. 45	34 BR-1	IROQUOIS COUNTY	37	22
FED. ROAD DIST. NO. 7		ILLINOIS	FED. AID PROJECT-	
CONTRACT # 66411				

B.M. Top of 3rd Wing El 230.52  
Existing Structure: R.C. Slab, One span @ 20'-0" @ R.T. & R.L.  
24' Roadway, R.C. Closed Abutments  
Roadway to be widened to 35'. Contractor to remove existing handrail and other concrete as indicated on plans.



STATE OF ILLINOIS  
DEPARTMENT OF PUBLIC WORKS & BUILDINGS  
DIVISION OF HIGHWAYS



**GENERAL NOTES**

Class X Concrete shall be used thru-out except in Handrail & Curb.  
Handrail Concrete shall be used in Handrail Posts. The concrete floor slab on each side of the mixing structure shall be poured in one continuous operation and shall be finished in accordance with Art 61.3(e) of the Standard Specifications.  
The contract unit price for Expansion Bolts shall include furnishing, drilling holes & setting exp. bolts. The Handrail shall not be poured until after the framework has been removed.  
For backfilling behind abuts. with fixed tops see Art 532.1(l) of the Standard Specifications.  
For waterproofing of Abuts. & Wing see Special Provisions.

**BILL OF MATERIAL - SUPER**

BAR NO.	SIZE	LENGTH	SHAPE
a	23	7'-9"	25'-3"
b	6	7	25'-3"
b <sub>a</sub>	6	5	25'-3"
c	45	5	8'-6"
d	13	5	4'-3"
e	24	4	6'-6"
f	24	4	7'-9"
g	36	5	3'-0"
h	6	5	21'-6"
i	16	4	2'-3"

Class X Concrete Cu.Yds. 161  
Handrail Concrete Cu.Yds. 110  
Reinforcement Bars Lbs. 3490  
Expansion Bolts (1/2") Ea. 46  
Concrete Removal Cu.Yds. 4.8

Bitum. Conc. Surface Course, Sub class III Tons 1.82  
Name Plate Ea. 1

Note: All bars shall be round ASTM A305-49. The size number is the number of 8 inches in the nominal diameter.

**WATERWAY INFORMATION**

Drainage Area 3.916 Acres  
Character Level, Cultivated  
Required Opening (E=0.25 Tailbot) 12'-4"  
Present Opening 16'-0"  
Proposed Opening 16'-0"

**TOTAL BILL OF MATERIAL**

ITEM	SUPER	SMB	TOTAL
Class X Concrete	Cu.Yds. 161	272.5	433.5
Handrail Concrete	Cu.Yds. 110		110
Reinforcement Bars	Lbs. 3490	4820	8310
Expansion Bolts (1/2")	Ea. 46	35	81
Concrete Removal	Cu.Yds. 4.8	0.8	5.6
Name Plate	Ea. 1		1
Class A Conc. for Structures	Cu.Yds. 1	30	31
Class B Conc. for Structures	Cu.Yds. 1	70	71
Bit. Conc. Surface Course, Sub Class	III Tons 1.82		1.82

**DESIGN STRESSES**

$f_s = 24,000\%$  (Reinforcement)  
 $f_c = 1400\%$  (Super)  
 $f_c = 800\%$  (Sub)  
 $n = 10$   
H-20-44 Loading

STATION 2372+90  
BUILT 1955 BY  
STATE OF ILLINOIS  
S.B.I. RT.25 SEC.33-B-Y  
F.A. PROJ. FL. 24 (12)  
LOADING H-20  
Lettering for Name Plate  
See SFD. 1081

PROJECT FI-29(12)  
S.B.I. RT.25 (PA. RT.26)  
SECTION 33-B-Y  
IROQUOIS COUNTY  
STATION 2372+90

DESIGNED	M.R./R.A.
CHECKED	H.T.
DRAWN	J.S.
CHECKED	H.T./M.R.

FOR INFORMATION ONLY

SCALE: NONE DATE: JULY, 2006

**Soodan**  
Soodan & Associates, Inc.  
100 North LaSalle Street, Suite 1800  
Chicago, Illinois 60602