STATE OF ILLINOIS
DEPARTMENT OF TRANSPORTATION

ROUTE NO.	SECTION	COUNTY	TOTAL SHEETS	SHEET NO.
-	*	SANGAMON	559	347
FED. ROAD DIST. NO. 7		ILLINOIS	FED. AID PROJECT-	

SHEET NO. 3
3 SHEETS
CONTRACT NO. 72541
*02-00382-02-PV

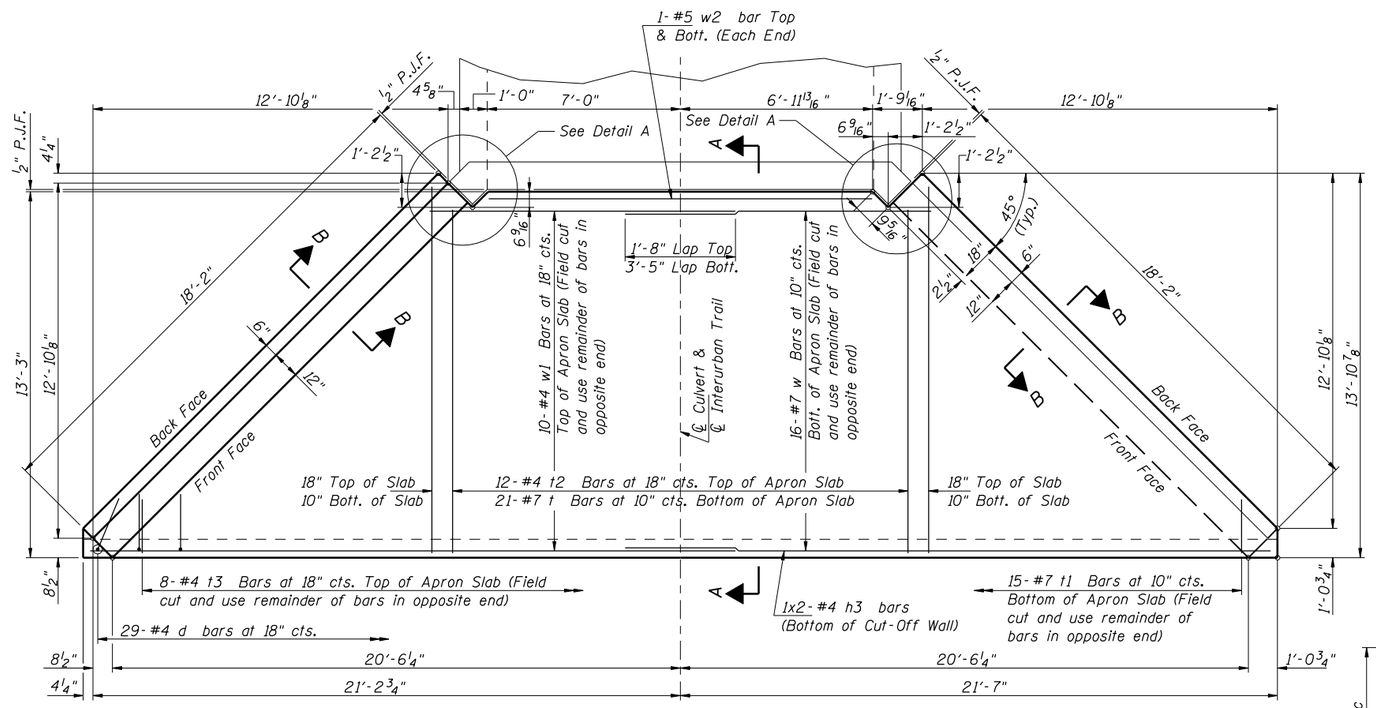

Showing Top of Wingwall

Showing Base of Wingwall

PLAN - APRON / WINGWALL FOOTING

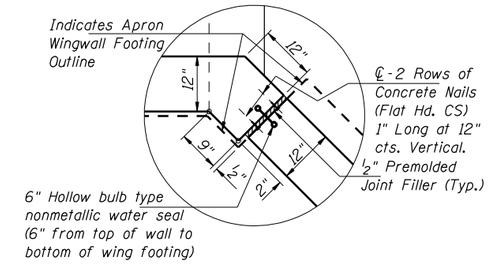

HEADWALL DETAIL 'A'

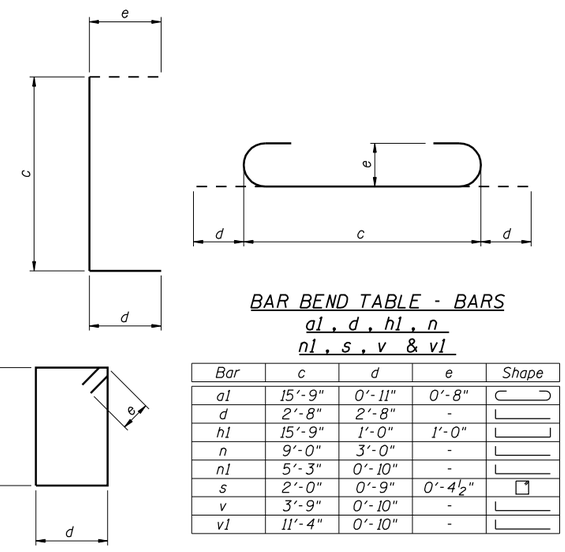

BAR BEND TABLE - BARS
a1 , d , h1 , n
n1 , s , v & v1

Bar	c	d	e	Shape
a1	15'-9"	0'-11"	0'-8"	
d	2'-8"	2'-8"	-	
h1	15'-9"	1'-0"	1'-0"	
n	9'-0"	3'-0"	-	
n1	5'-3"	0'-10"	-	
s	2'-0"	0'-9"	0'-4 1/2"	
v	3'-9"	0'-10"	-	
v1	11'-4"	0'-10"	-	

BILL of MATERIAL

Bar	Number	Size	Length	Shape
a1	492	#8	17'-7"	
a2	199	#4	15'-9"	
d	112	#4	5'-4"	
h	550	#5	30'-6"	
h1	8	#6	17'-9"	
h2	100	#4	17'-10"	
h3	4	#4	22'-3"	
n	128	#7	12'-0"	
n1	76	#5	6'-1"	
s	34	#4	6'-3"	
t	42	#7	12'-11"	
t1	30	#7	13'-6"	
t2	24	#4	12'-11"	
t3	16	#4	13'-6"	
v	496	#5	4'-7"	
v1	496	#5	12'-2"	
v2	194	#5	10'-6"	
v3	8	#5	5'-7"	
v4	8	#5	12'-9"	
v5	32	#7	14'-6"	
v6	38	#4	18'-3"	
w	32	#7	34'-0"	
w1	20	#4	32'-2"	
w2	4	#5	14'-0"	
Pipe Underdrains for Structures 4"			Foot	441
Concrete Box Culverts			Cu. Yd.	402.3
Reinforcement Bars			Lbs.	65670
Porous Granular Embankment, Special			Cu. Yd.	298

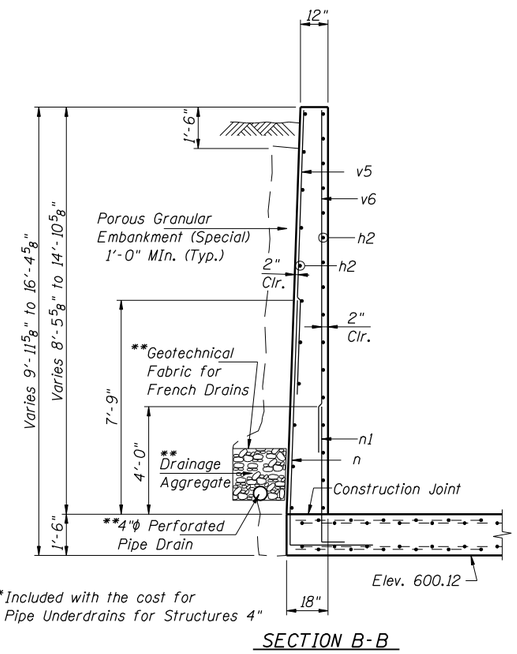

**Included with the cost for Pipe Underdrains for Structures 4"

SECTION B-B

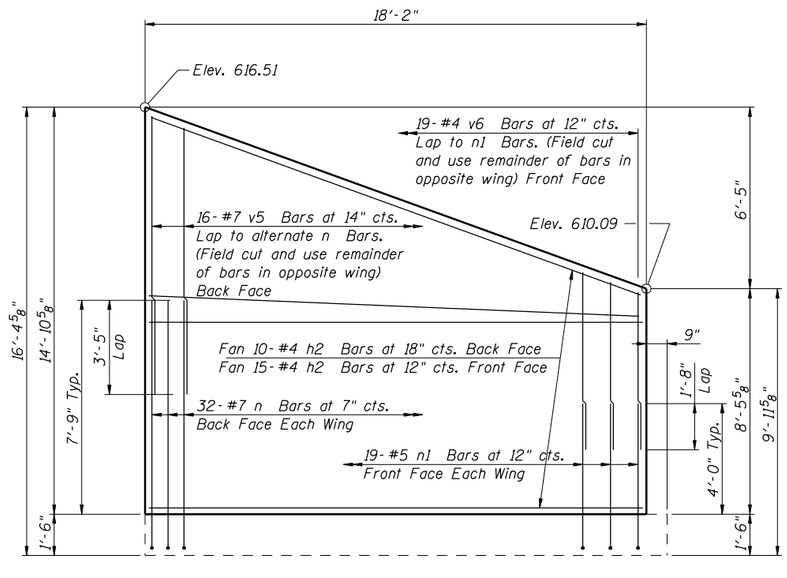

INTERIOR WING WALL ELEVATION

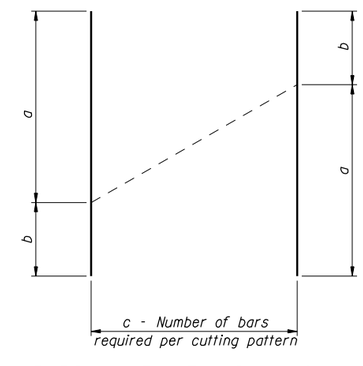

BARS t1 , t3 , v5 , v6 , w & w1

Bar	a	b	c
t1	12'-2"	1'-4"	15
t3	11'-7"	1'-11"	8
v5	10'-4"	4'-2"	16
v6	12'-3"	6'-0"	19
w	23'-2"	10'-10"	16
w1	22'-3"	9'-11"	10

MINIMUM BAR LAPS
#4 Bars - 1'-8"
#7 Bars - 3'-5"

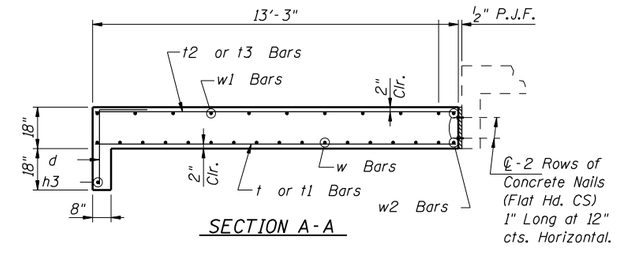

SECTION A-A

Corporate License Number 184-001-084

PEDESTRIAN UNDERPASS - WINGWALL DETAILS
MacARTHUR BLVD. over INTERURBAN TRAIL
SECTION 02-00382-02-PV
SANGAMON COUNTY
STATION 810+50.00
STRUCTURE NO. 084-7009

© Copyright Hanson Professional Services Inc. MS_YEAR

HANSON

JOB NO. 96S2002b
DATE 11/16/06

12/16/2006
$FILE$

LAYOUT	MNM	03/28/06	
DRAWN	Rad	03/28/06	/ /
REVIEWED	JNM		