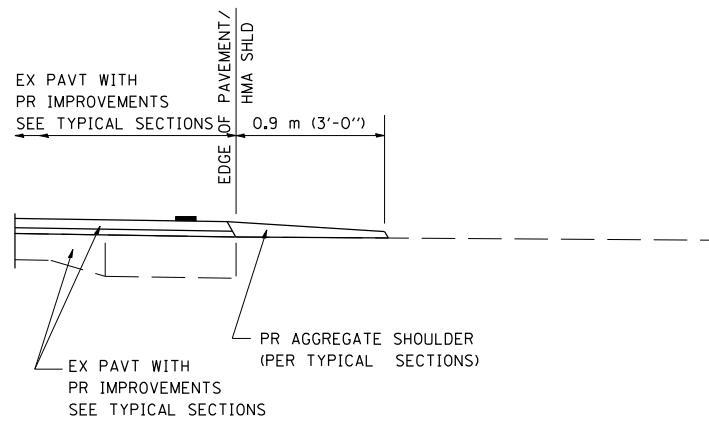
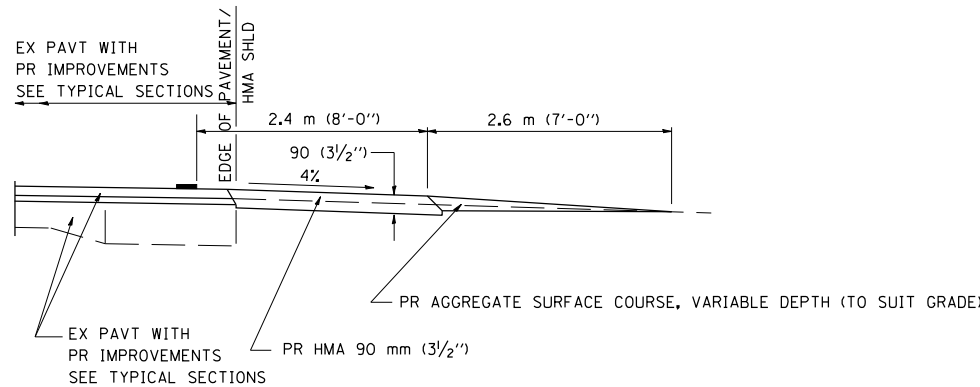


F.A.P. RTE.	SECTION	COUNTY	TOTAL SHEETS	SHEET NO.
75	.	CHRISTIAN	97	95
STA.		TO STA.		
FED. ROAD DIST. NO.	ILLINOIS	FED. AID PROJECT		

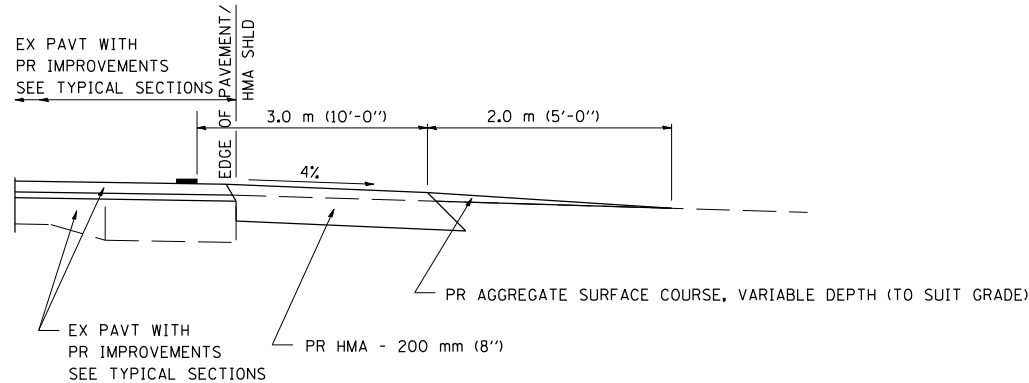
• D 6 RESURFACING 2007



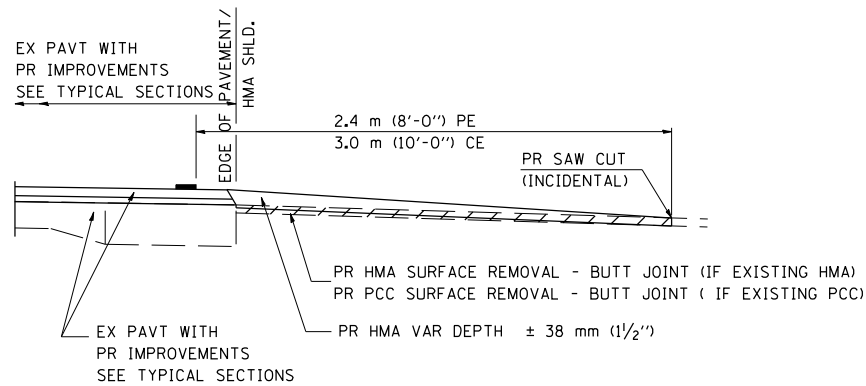
SECTION A-A FOR EX EARTH/AGGREGATE FE



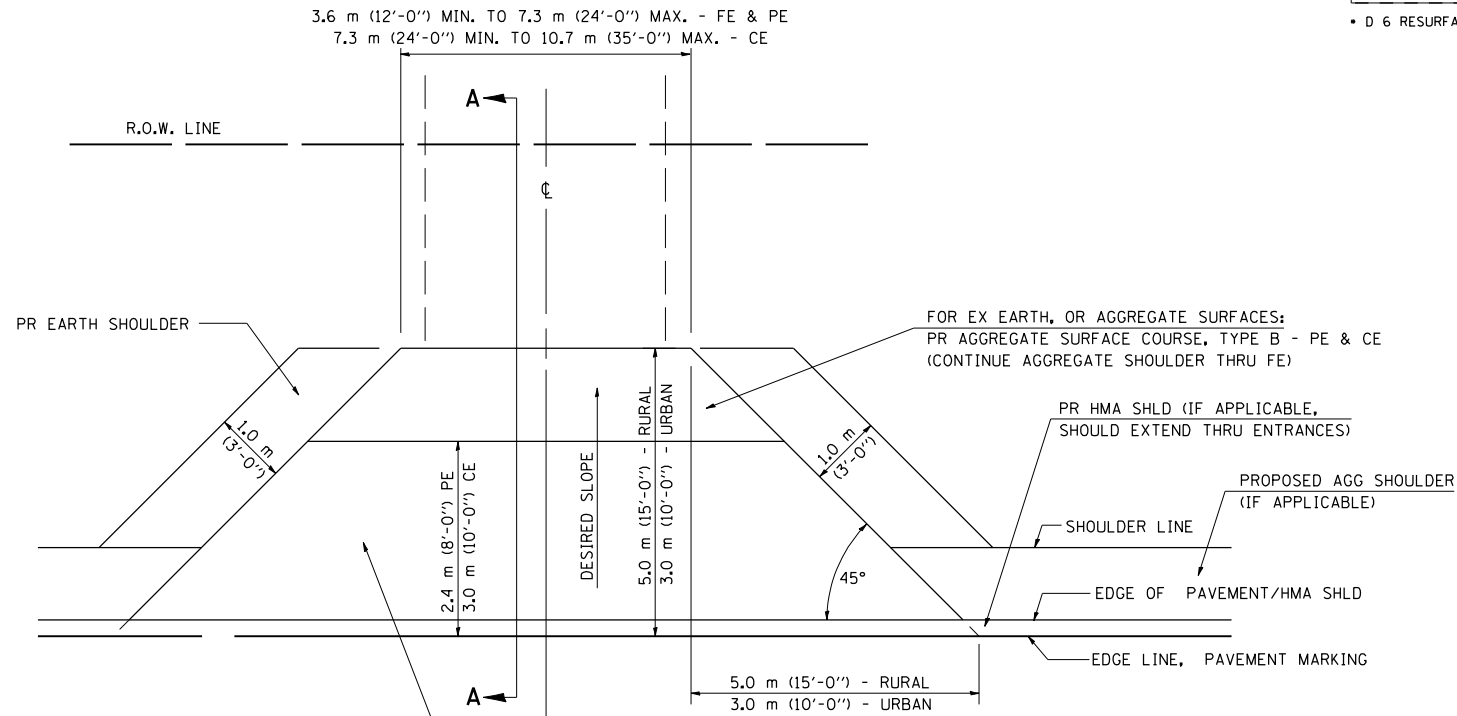
SECTION A-A FOR EX EARTH/AGGREGATE PE



SECTION A-A FOR EX EARTH/AGGREGATE CE & SIDE ROAD



SECTION A-A FOR EX HMA / PC CONCRETE PE, CE & SIDE ROAD



FOR EX EARTH OR AGGREGATE SURFACES:
 PR HMA SURFACE REMOVAL (IF APPLICABLE)
 PR AGGREGATE SHOULDER THRU - FE
 PR HOT-MIX ASPHALT 90 mm (3 1/2") - PE
 PR HOT-MIX ASPHALT 200mm (8") - CE

FOR EX HOT-MIX ASPHALT SURFACES:
 PR HMA SURFACE REMOVAL-BUTT JOINT

FOR EX PCC SURFACES:
 PR PCC SURFACE REMOVAL-BUTT JOINT

GENERAL NOTES:

THE RESIDENT ENGINEER WILL DETERMINE THE EXACT TYPE OF IMPROVEMENT TO BE COMPLETED FOR ALL ENTRANCES, SIDEROADS AND MAILBOX TURNOUTS ON THIS PROJECT.

THE PLAN DETAILS AND SCHEDULES SHOULD BE USED AS A GUIDE FOR THE ENGINEER TO IMPLEMENT THE FINAL DESIGN. THE ENGINEER MAY DECIDE TO SALVAGE PORTIONS OF THE EXISTING ENTRANCE PAVEMENT STRUCTURE; THEREFORE, REDUCING PAY ITEM QUANTITIES. NO ADDITIONAL PAYMENT WILL BE ALLOWED FOR THIS REDUCTION IN QUANTITIES.

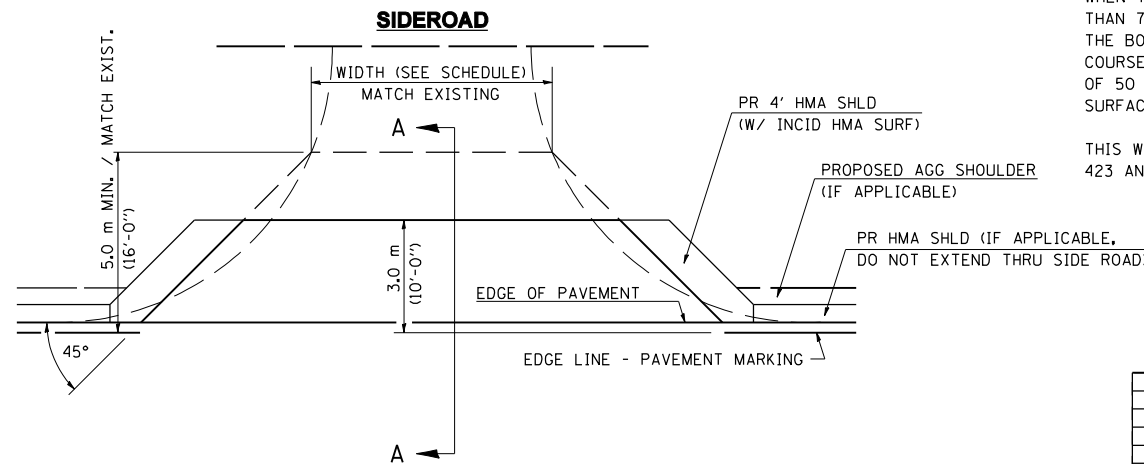
ANY WORK THE ENGINEER REQUIRES WHICH IS NOT COVERED BY A PAY ITEM CONTAINED IN THE PLANS WILL BE PAID FOR IN ACCORDANCE WITH ARTICLE 109.04 OF THE STANDARD SPECIFICATIONS.

HOT-MIX ASPALT REQUIRED TO CONSTRUCT THE ENTRANCES SHALL BE IN ACCORDANCE WITH THE APPLICABLE PORTIONS OF SECTION 406 AND 408 OF THE STANDARD SPECIFICATIONS AND AS DIRECTED BY THE ENGINEER.

WHEN THE HOT-MIX ASPALT PROPOSED FOR THE IMPROVEMENT IS THICKER THAN 75 mm (3 INCHES) AND REQUIRE PLACEMENT IN MORE THAN ONE LIFT. THE BOTTOM LIFT(S) SHALL MEET THE REQUIREMENTS OF HOT-MIX ASPHALT BASE COURSE IN SECTION 406 OF THE STANDARD SPECIFICATIONS AND THE TOP LIFT OF 50 mm (2 INCHES) SHALL MEET THE REQUIREMENTS OF HOT-MIX ASPHALT SURFACE COURSE, SUPERPAVE.

THIS WORK WILL BE PAID FOR IN ACCORDANCE WITH SECTIONS 351, 358, 408, 423 AND 440 OF THE STANDARD SPECIFICATIONS.

ALL DIMENSIONS ARE IN MILLIMETERS (INCHES) UNLESS OTHERWISE SHOWN.



NOTE : IF BIT. SHLDS ARE PROPOSED THEY SHOULD NOT EXTEND THROUGH SIDEROADS

REVISIONS	
NAME	DATE

ILLINOIS DEPARTMENT OF TRANSPORTATION
 SIDEROAD / ENTRANCE DETAIL
 FAP 75 (IL 29)
 SECTION D 6 RESURFACING 2007
 CHRISTIAN COUNTY

SCALE: VERT. / HORIZ.
 DATE: / /
 DRAWN BY: / /
 CHECKED BY: / /

PLOT DATE = 12/15/2006
 FILE NAME = c:\p\projects\654683\ent_details.dgn
 PLOT SCALE = 4.23528 / IN.
 USER NAME = laughlin-1