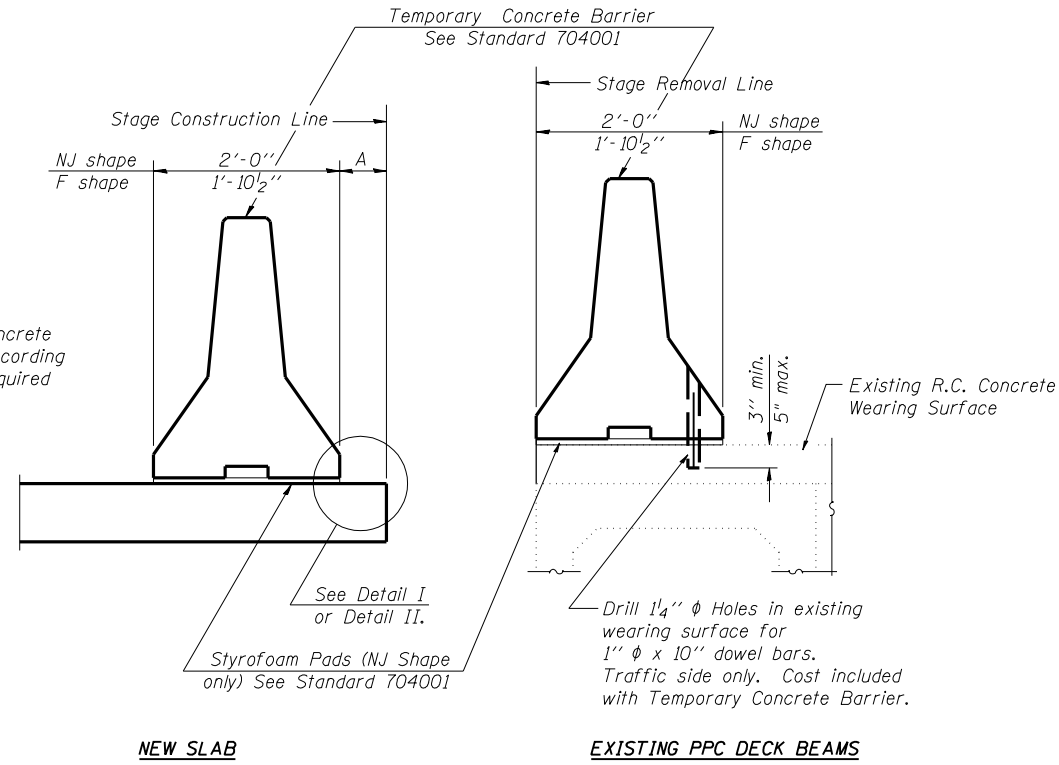


STATE OF ILLINOIS
DEPARTMENT OF TRANSPORTATION

ROUTE NO.	SECTION	COUNTY	TOTAL SHEETS	SHEET NO.	SHEET NO. 4 23 SHEETS
F.A.P. 717	101B-1	LOGAN	49	20	
FED. ROAD DIST. NO. 7	ILLINOIS	FED. AID PROJECT			

Contract #72A04

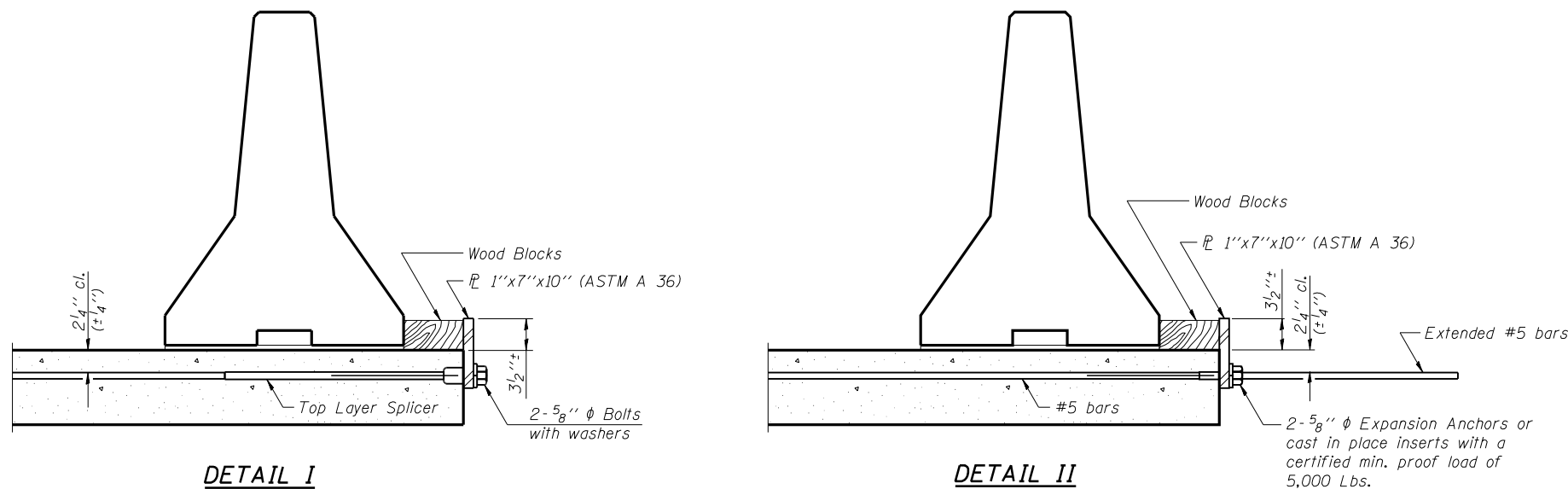


When "A" is 3'-6" or less, the temporary concrete barrier shall be anchored to the new slab according to Detail I or Detail II. No anchorage is required when "A" is greater than 3'-6".

NOTES

- Detail I - With Bar Splicer or Couplers:**
Connect one (1) 1"x7"x10" steel \bar{P} to the top layer of couplers with 2-5/8" ϕ bolts screwed to coupler at approximate \bar{C} of each barrier panel.
- Detail II - With Extended Reinforcement Bars:**
Connect one (1) 1"x7"x10" steel \bar{P} to the concrete slab with 2-5/8" ϕ Expansion Anchors or cast in place inserts spaced between the top layer of reinforcement at approximate \bar{C} of each barrier panel.
- Cost of anchorage is included with Temporary Concrete Barrier.

SECTIONS THRU SLAB

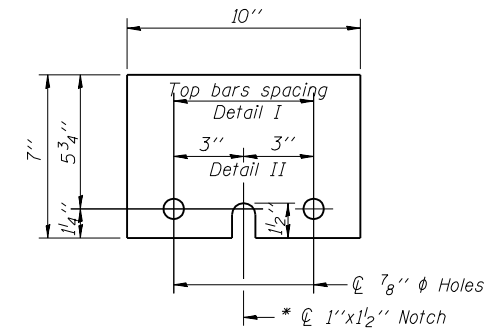


DETAIL I

The 1"x7"x10" Plate shall not be removed until Stage II Construction forms and reinforcement bars are in place.

DETAIL II

The 1"x7"x10" Plate shall not be removed until Stage II Construction forms and all reinforcement bars are in place and the concrete is ready to be placed.



\bar{P} 1"x7"x10"

* Required only with Detail II

DESIGNED	D.J.T. & S.D.S.
CHECKED	J.J.P. & S.D.S.
DRAWN	L.M.G. & D.L.H.
CHECKED	D.J.T. & S.D.S.

WHKS & CO.
ENGINEERS PLANNERS LAND SURVEYORS
MASON CITY, IOWA DUBUQUE, IOWA AMES, IOWA
E. DUBUQUE, ILLINOIS SPRINGFIELD, ILLINOIS ROCHESTER, MINNESOTA

TEMPORARY CONCRETE BARRIER
IL ROUTE 10 OVER PRAIRIE CREEK
F.A.P. ROUTE 717 - SECTION 101B-1
LOGAN COUNTY
STATION 254+75.91
STRUCTURE NO. 054-0507