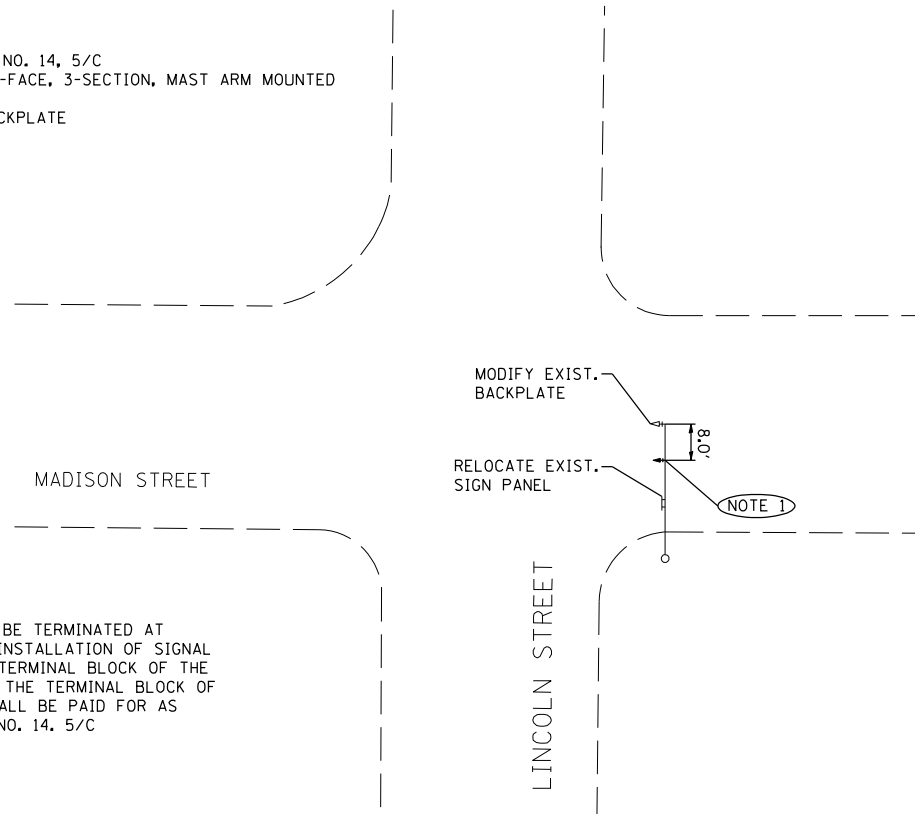


F.A. RTE.	SECTION	COUNTY	TOTAL SHEETS	SHEET NO.
•	••	SANGAMON	12	4
STA.		TO STA.		
FED. ROAD DIST. NO.	ILLINOIS	FED. AID PROJECT		
• VARIOUS				
•• D-6 TRAFFIC SIGNAL MOD 2007-2				

TRAFFIC SIGNAL QUANTITIES

MADISON & LINCOLN

QNTY	UNIT	ITEM
20.0	FOOT	ELECTRIC CABLE IN CONDUIT, SIGNAL NO. 14, 5/C
1	EACH	SIGNAL HEAD, POLYCARBONATE, LED, 1-FACE, 3-SECTION, MAST ARM MOUNTED
1	EACH	TRAFFIC SIGNAL BACKPLATE
1	EACH	MODIFY EXISTING TRAFFIC SIGNAL BACKPLATE
1	EACH	RELOCATE SIGN PANEL

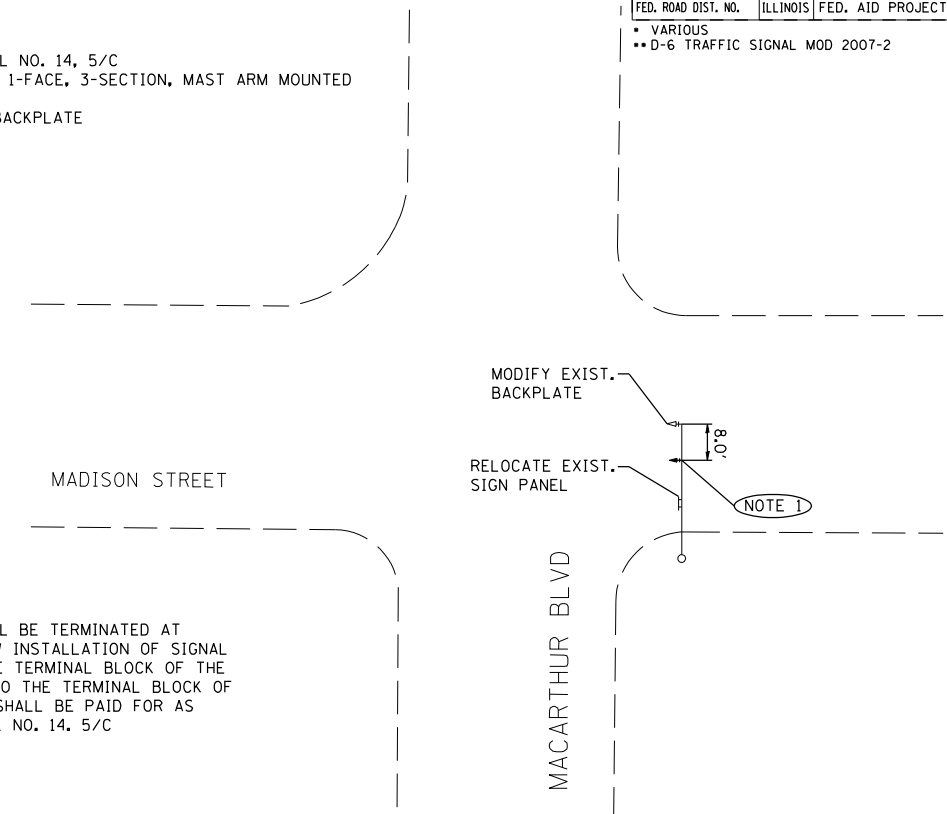


NOTE 1: EXISTING WIRING IN MAST ARM SHALL BE TERMINATED AT THE PROPOSED SIGNAL HEAD. A NEW INSTALLATION OF SIGNAL WIRE SHALL BE INSTALLED FROM THE TERMINAL BLOCK OF THE PROPOSED MAST ARM SIGNAL HEAD TO THE TERMINAL BLOCK OF THE EXISTING 3-SECT HEAD. WIRE SHALL BE PAID FOR AS ELECTRIC CABLE IN CONDUIT, SIGNAL NO. 14, 5/C

TRAFFIC SIGNAL QUANTITIES

MADISON & MACARTHUR

QNTY	UNIT	ITEM
20.0	FOOT	ELECTRIC CABLE IN CONDUIT, SIGNAL NO. 14, 5/C
1	EACH	SIGNAL HEAD, POLYCARBONATE, LED, 1-FACE, 3-SECTION, MAST ARM MOUNTED
1	EACH	TRAFFIC SIGNAL BACKPLATE
1	EACH	MODIFY EXISTING TRAFFIC SIGNAL BACKPLATE
1	EACH	RELOCATE SIGN PANEL

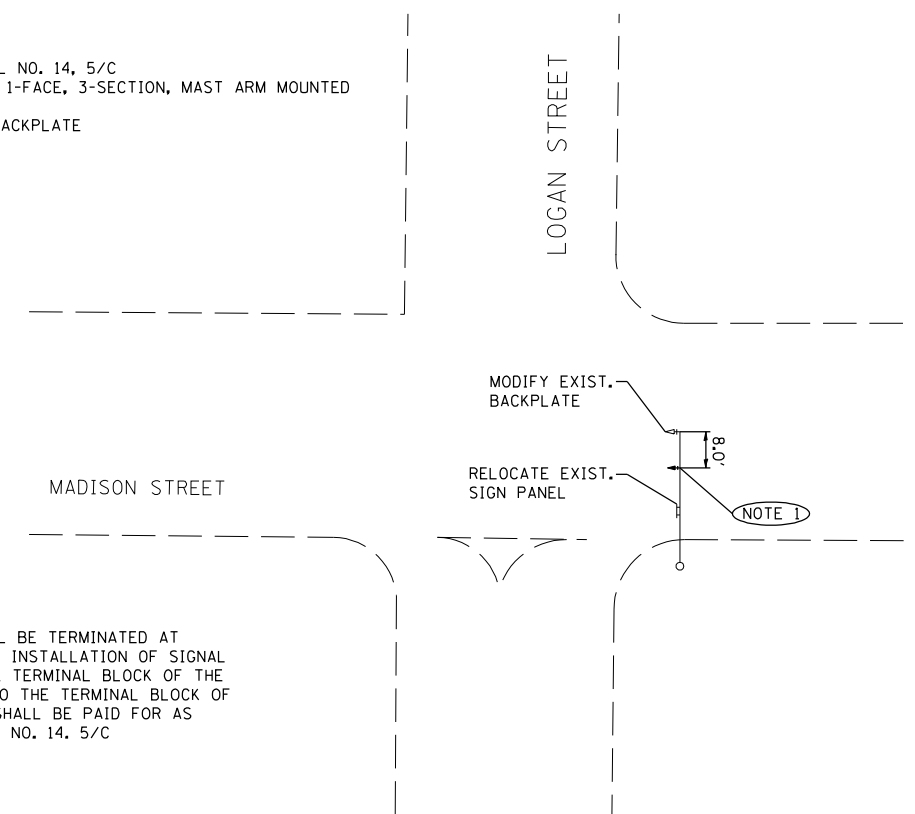


NOTE 1: EXISTING WIRING IN MAST ARM SHALL BE TERMINATED AT THE PROPOSED SIGNAL HEAD. A NEW INSTALLATION OF SIGNAL WIRE SHALL BE INSTALLED FROM THE TERMINAL BLOCK OF THE PROPOSED MAST ARM SIGNAL HEAD TO THE TERMINAL BLOCK OF THE EXISTING 3-SECT HEAD. WIRE SHALL BE PAID FOR AS ELECTRIC CABLE IN CONDUIT, SIGNAL NO. 14, 5/C

TRAFFIC SIGNAL QUANTITIES

MADISON & LINCOLN

QNTY	UNIT	ITEM
20.0	FOOT	ELECTRIC CABLE IN CONDUIT, SIGNAL NO. 14, 5/C
1	EACH	SIGNAL HEAD, POLYCARBONATE, LED, 1-FACE, 3-SECTION, MAST ARM MOUNTED
1	EACH	TRAFFIC SIGNAL BACKPLATE
1	EACH	MODIFY EXISTING TRAFFIC SIGNAL BACKPLATE
1	EACH	RELOCATE SIGN PANEL



NOTE 1: EXISTING WIRING IN MAST ARM SHALL BE TERMINATED AT THE PROPOSED SIGNAL HEAD. A NEW INSTALLATION OF SIGNAL WIRE SHALL BE INSTALLED FROM THE TERMINAL BLOCK OF THE PROPOSED MAST ARM SIGNAL HEAD TO THE TERMINAL BLOCK OF THE EXISTING 3-SECT HEAD. WIRE SHALL BE PAID FOR AS ELECTRIC CABLE IN CONDUIT, SIGNAL NO. 14, 5/C

REVISIONS	
NAME	DATE

ILLINOIS DEPARTMENT OF TRANSPORTATION
TRAFFIC SIGNAL PLAN
 FAP ROUTE 67
 (IL 29 & IL97 / MADISON ST. & JEFFERSON ST.)
 D-6 TRAFFIC SIGNAL MOD 2007-02
 SANGAMON

SCALE: VERT. DRAWN BY KDA
 HORIZ. CHECKED BY
 DATE NOV '06

PLOT DATE = 12/12/2006
 FILE NAME = c:\p\projects\652706\129\97\ts\sheets.dgn
 PLOT SCALE = 4.2352% / IN.
 USER NAME = laughlin-1