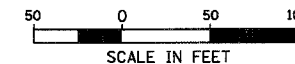
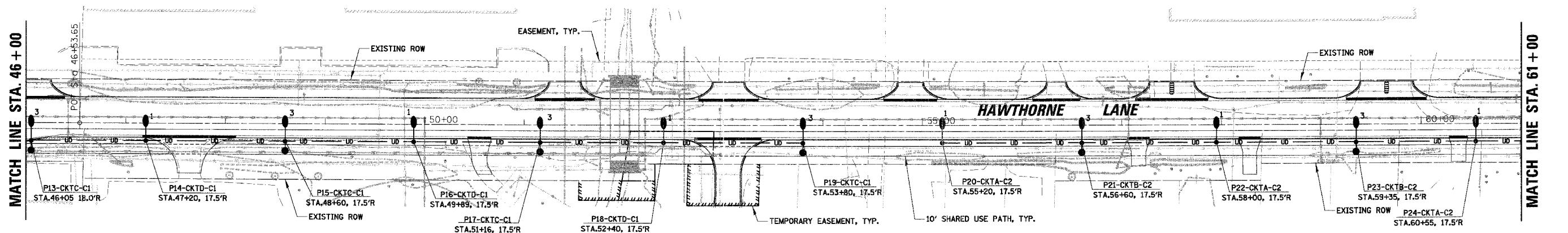
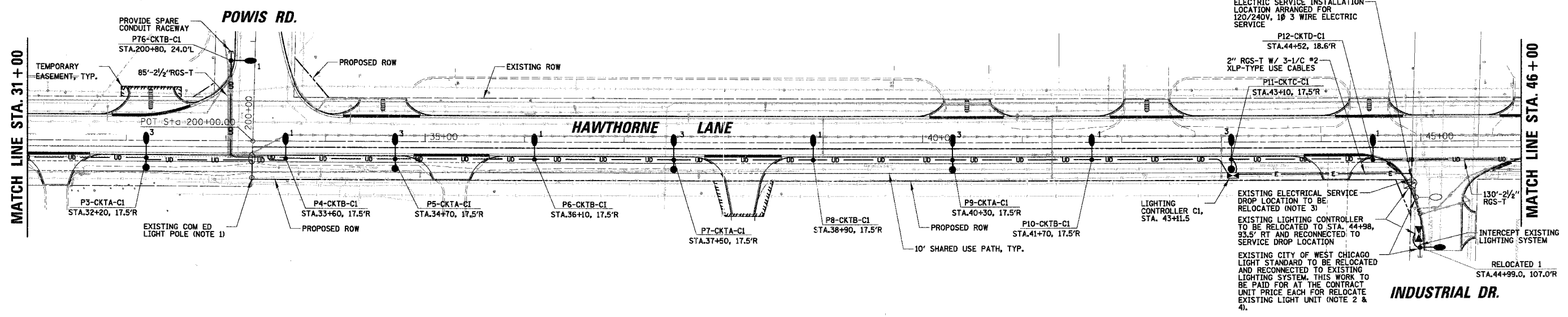
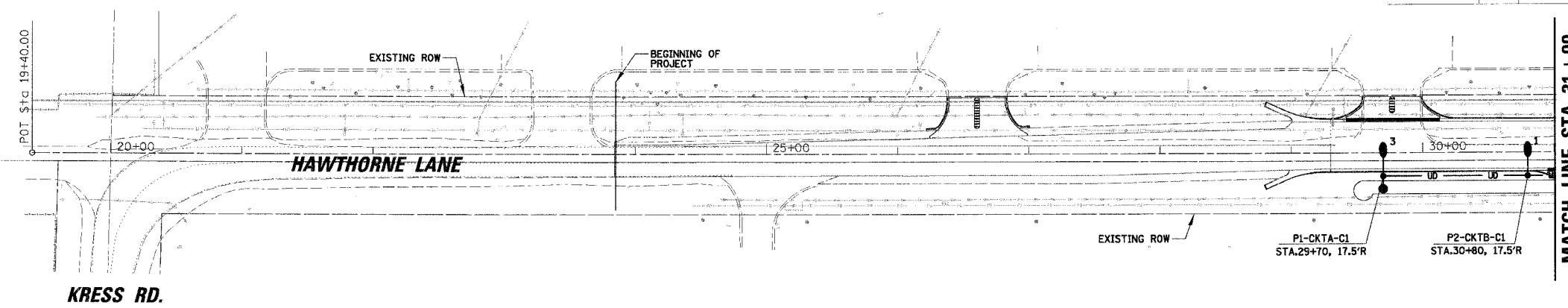


LEGEND

- 1 PROPOSED 30' ALUMINUM POLE WITH A 250 WATT MCIII COBRA HEAD TYPE LUMINAIRE ON A 12' MAST ARM (REFER TO LIGHTING DETAIL-2 FOR MODEL INFORMATION)
- 2 PROPOSED 35' ALUMINUM POLE WITH A 250 WATT MCIII COBRA HEAD TYPE LUMINAIRE ON A 15' MAST ARM (REFER TO LIGHTING DETAIL-2 FOR MODEL INFORMATION)
- 3 PROPOSED 30' ALUMINUM POLE WITH A 250 WATT MCIII COBRA HEAD TYPE LUMINAIRE ON A 12' MAST ARM AND 50 WATT ORNAMENTAL PEDESTRIAN LUMINAIRE (REFER TO LIGHTING DETAIL-2 FOR MODEL INFORMATION)
- 4 PROPOSED 35' ALUMINUM POLE WITH A 250 WATT MCIII COBRA HEAD TYPE LUMINAIRE ON A 15' MAST ARM AND A 50 WATT ORNAMENTAL PEDESTRIAN LUMINAIRE (REFER TO LIGHTING DETAIL-2 FOR MODEL INFORMATION)
- EXISTING COM ED LIGHT POLE OR CITY OWNED LIGHT POLE (REFER TO PLANS)
- PROPOSED LIGHTING CONTROLLER
- PROPOSED COM ED SERVICE DROP LOCATION
- 4-1/C #6 AND 1/C #6 GROUND XLP-TYPE USE IN 1 1/2" UNIT DUCT (OR AS SHOWN ON PLANS)
- PROPOSED UNIT DUCT IN RIGID GALVANIZED STEEL (RGS) CONDUIT PUSHED UNDER PAVEMENT (SIZES AS SHOWN)
- PROPOSED CABLES IN RIGID GALVANIZED STEEL CONDUIT (SIZES AS SHOWN ON PLANS)



F.A.U. RTE.	SECTION	COUNTY	TOTAL SHEETS	SHEET NO.
1389	99-00062-00-PV	DUPAGE	199	111
CONTRACT NO. 83873				
FED. ROAD DIST. NO. ILLINOIS FED. AID PROJECT				



CAUTION
NOTICE TO CONTRACTOR

THE CONTRACTOR IS SPECIFICALLY CAUTIONED THE LOCATION AND/OR ELEVATION OF EXISTING AND PROPOSED UTILITIES AS SHOWN ON THESE PLANS. THE INFORMATION IS NOT TO BE RELIED ON AS BEING EXACT OR COMPLETE. THE CONTRACTOR MUST CALL THE LOCAL UTILITY LOCATION CENTER AT LEAST 72 HOURS BEFORE ANY EXCAVATION TO REQUEST EXACT FIELD LOCATIONS OF THE UTILITIES. IT SHALL BE THE RESPONSIBILITY OF THE CONTRACTOR TO INFORM ENGINEER OF ANY EXISTING UTILITIES WHICH CONFLICT WITH THE PROPOSED IMPROVEMENTS.

RESTORATION OF WORK AREA:

RESTORATION OF THE LIGHTING/ELECTRICAL WORK AREA SHALL BE INCIDENTAL TO THE RELATED PAY ITEM SUCH AS FOUNDATION, CONDUIT, HANDHOLE, TRENCH AND BACKFILL, ETC., AND NO EXTRA COMPENSATION SHALL BE ALLOWED. ALL ROADWAY SURFACES SUCH AS SHOULDERS, MEDIANS, SIDEWALKS, PAVEMENT, ETC. SHALL BE REPLACED IN KIND. ALL DAMAGE TO MOWED LAWNS SHALL BE REPLACED WITH AN APPROVED SOD, AND ALL DAMAGE TO UNMOWED FIELDS SHALL BE SEEDING IN ACCORDANCE WITH STANDARD SPECIFICATIONS 252 AND 250 RESPECTIVELY.

- NOTES:**
- EXISTING COM ED POLE WITH LUMINAIRE MOUNTED ON MAST ARM SHALL BE REMOVED BY COM ED AFTER THE PROPOSED LIGHTING SYSTEM HAS BEEN PUT INTO OPERATION. THIS WORK IS TO BE COORDINATED BY THE CONTRACTOR.
 - CONTRACTOR SHALL REMOVE ALL EXISTING LIGHT FOUNDATIONS FROM REMOVED/RELOCATED LIGHT STANDARDS AND DISPOSE.
 - CONTRACTOR TO COORDINATE RECONNECTION OF RELOCATED LIGHTING CONTROLLER WITH COM ED (REFER TO I15 FOR DETAILS). CONTRACTOR ALSO TO COORDINATE THE PROPOSED SERVICE DROP LOCATION FOR LIGHTING CONTROLLER *C1 WITH COM ED.
 - EXISTING PHOTOCELL IS LOCATED ON EXISTING LIGHT STANDARD TO BE RELOCATED. CONTRACTOR SHALL PROVIDE NEW PHOTOCELL MOUNTED TO CONTROLLER (REFER TO #LDT1 FOR DETAILS).

REVISIONS	
NAME	DATE

ILLINOIS DEPARTMENT OF TRANSPORTATION

LIGHTING PLAN
HAWTHORNE LANE
STA. 19+40 TO STA. 61+00

SCALE: 50'
DATE: 12/7/2006

DRAWN BY: GAH
DESIGN BY: GAH
CHECKED BY: JPC

N:\WestCh\04479\04479_0L.dwg