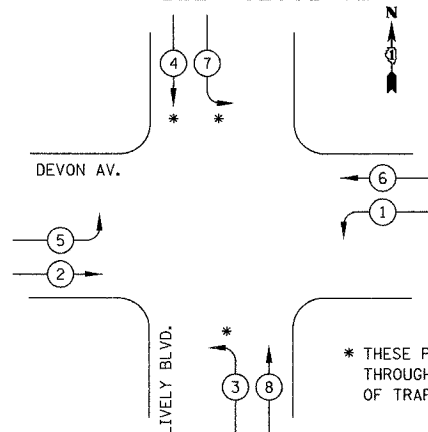


F.A.U. RTE.	SECTION	COUNTY	TOTAL SHEETS	SHEET NO.
1700	05-00045-02-PV	COOK/DUPAGE	103	47
TEMPORARY CABLE PLAN				
FED. ROAD DIST. NO. 7 ILLINOIS FED. AID PROJECT M-800315447				

TEMPORARY CABLE DIAGRAM LEGEND

- R TEMPORARY TRAFFIC SIGNAL SECTION OR PEDESTRIAN SIGNAL SECTION 12" (300 mm)
- X TEMPORARY CONTROLLER CABINET
- TEMPORARY SERVICE INSTALLATION
- ⑤ INDICATES NUMBER OF CONDUCTORS IN CABLE. ALL CONDUCTORS TO BE NUMBER 14 AWG WIRE UNLESS OTHERWISE NOTED.
- EMERGENCY VEHICLE LIGHT DETECTOR
- CONFIRMATION BEACON
- PEDESTRIAN PUSHBUTTON DETECTOR
- VEHICLE DETECTOR, INDUCTION LOOP
- 12" (300mm) PEDESTRIAN SIGNAL SECTION
- VIDEO VEHICLE DETECTOR

TEMPORARY CONTROLLER SEQUENCE



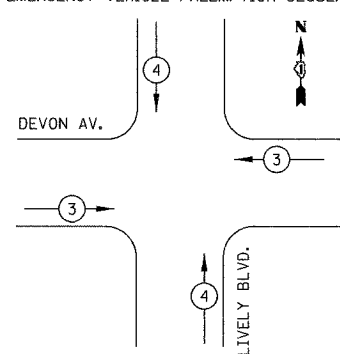
* THESE PHASES SHALL BE DISCONNECTED THROUGHOUT THE DURATION OF MAINTENANCE OF TRAFFIC STAGES 2A AND 2B.

LEGEND

- DUAL ENTRY PHASE
- SINGLE ENTRY PHASE
- OVERLAP
- PEDESTRIAN PHASE
- NUMBER REFERS TO ASSOCIATED PHASE

PHASE DESIGNATION DIAGRAM

TEMPORARY EMERGENCY VEHICLE PREEMPTION SEQUENCE



PROPOSED EMERGENCY VEHICLE PREEMPTORS

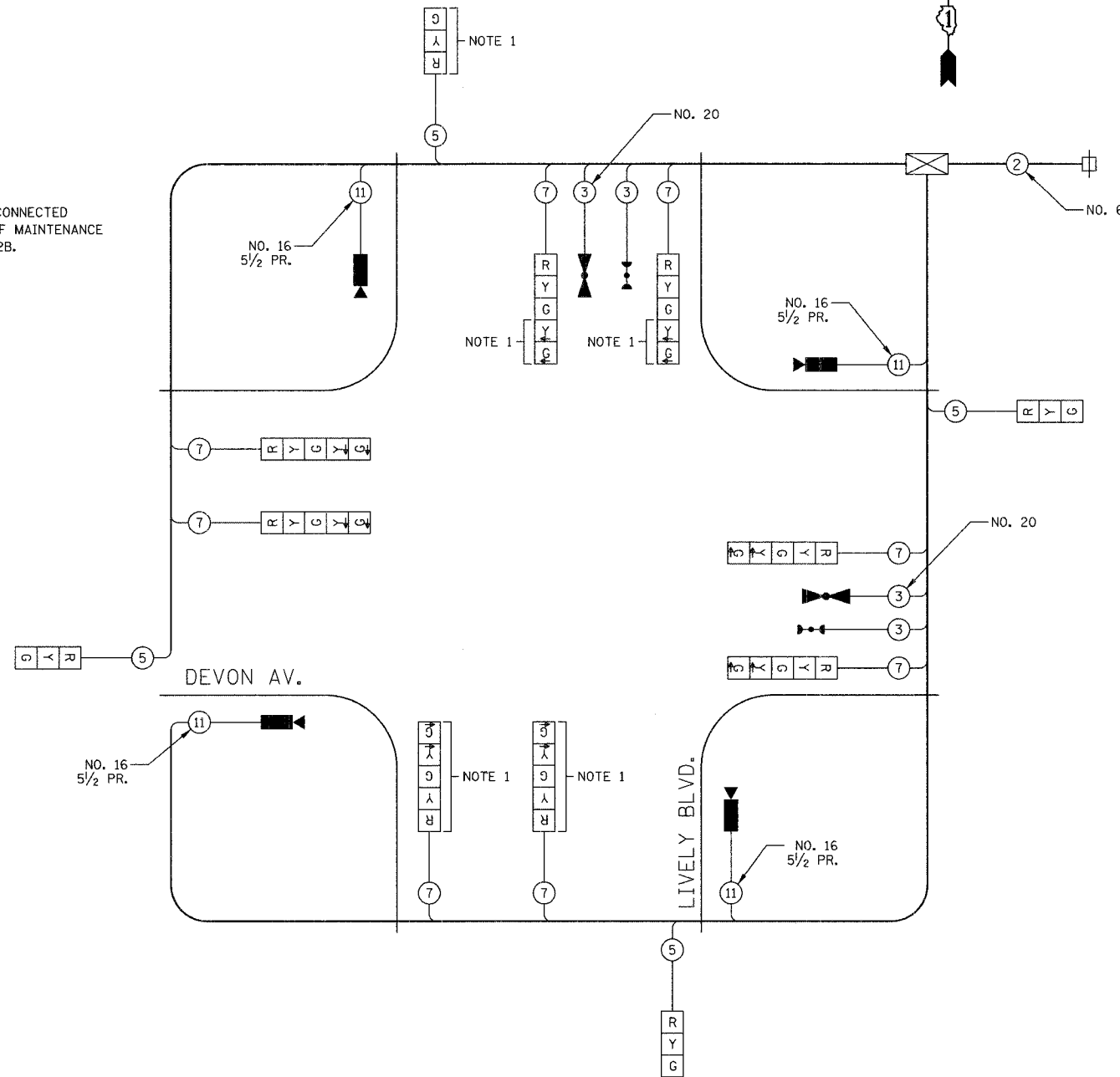
EMERGENCY VEHICLE PREEMPTOR	3	4
MOVEMENT		

ESTIMATED BILL OF MATERIALS

PAY ITEM	UNIT	QUANTITY
TEMPORARY WOOD POLE (CLASS 5 OR BETTER) 45 FOOT MINIMUM	EACH	4
FULL-ACTUATED CONTROLLER AND TEMPORARY CABINET	EACH	1
SPAN WIRE	FOOT	591
TETHER WIRE	FOOT	502
ELECTRIC CABLE AERIAL SUSPENDED, SIGNAL, NO. 14 3C	FOOT	208
ELECTRIC CABLE AERIAL SUSPENDED, SIGNAL, NO. 14 5C	FOOT	646
ELECTRIC CABLE AERIAL SUSPENDED, SIGNAL, NO. 14 7C	FOOT	1273
ELECTRIC CABLE AERIAL SUSPENDED, COMMUNICATION, NO. 16 5 1/2 PAIR	FOOT	707
ELECTRIC CABLE AERIAL SUSPENDED, SERVICE, NO. 6 2C	FOOT	120
ELECTRIC CABLE AERIAL SUSPENDED NO. 20 3/C, TWISTED, SHIELDED	FOOT	208
SIGNAL HEAD, 1-FACE, 3-SECTION, SPAN WIRE MOUNTED	EACH	4
SIGNAL HEAD, 1-FACE, 5-SECTION, SPAN WIRE MOUNTED	EACH	8
LIGHT DETECTOR	EACH	2
LIGHT DETECTOR AMPLIFIER	EACH	1
VIDEO DETECTION SYSTEM (COMPLETE INTERSECTION)	EACH	1
SERVICE INSTALLATION - POLE MOUNTED	EACH	1

I.D.O.T. TRAFFIC SIGNAL INSTALLATION ELECTRICAL SERVICE REQUIREMENTS					TOTAL WATTAGE
TYPE	NO. LAMPS	WATTAGE		% OPERATION	
SIGNAL (RED)	12	135		0.50	810
(YELLOW)	12	135		0.25	405
(GREEN)	12	135		0.25	405
ARROW	16	135		0.10	216
CONTROLLER	1	100		1.00	100
VIDEO SYSTEMS	1	150		1.00	150
FLASHER				0.50	
TOTAL =					2086

ENERGY COSTS TO: VILLAGE OF ELK GROVE
901 WELLINGTON AVENUE
ELK GROVE VILLAGE, IL 60007
ENERGY SUPPLY: CONTACT: JUDITH SCHOMER
PHONE: (630) 691-4407
COMPANY: COM ED



TEMPORARY CABLE PLAN
NOT TO SCALE

NOTE 1: THESE SECTIONS SHALL BE BAGGED AND THE ASSOCIATED PHASES DISCONNECTED THROUGHOUT THE DURATION OF MAINTENANCE OF TRAFFIC STAGES 2A AND 2B.

ILLINOIS DEPARTMENT OF TRANSPORTATION

TEMPORARY CABLE PLAN

DEVON AVENUE & LIVELY BOULEVARD

DATE: 12/22/06
DESIGNED BY: BRD
CHECKED BY: JJE

NOT TO SCALE