ROUTE NO.	SECTION	COUNTY	TOTAL SHEETS	SHEET NO.
FAP 0525	*	WINNEBAGO	157	72
FED. ROAD DIST. NO. 7		ILLINOIS	FED. AID PROJECT	

* 02-00518-00-BR

SHEET NO. 15
50 SHEETS

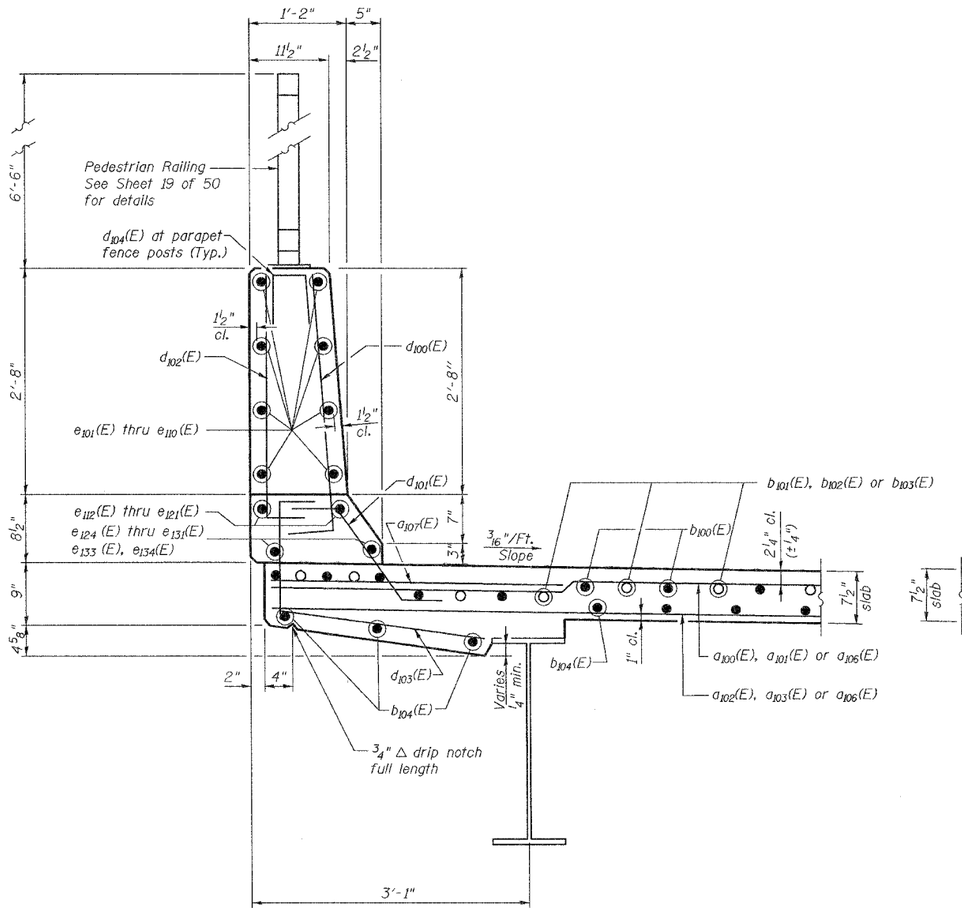

SECTION THRU PARAPET

(North Edge of Deck shown, Looking East)

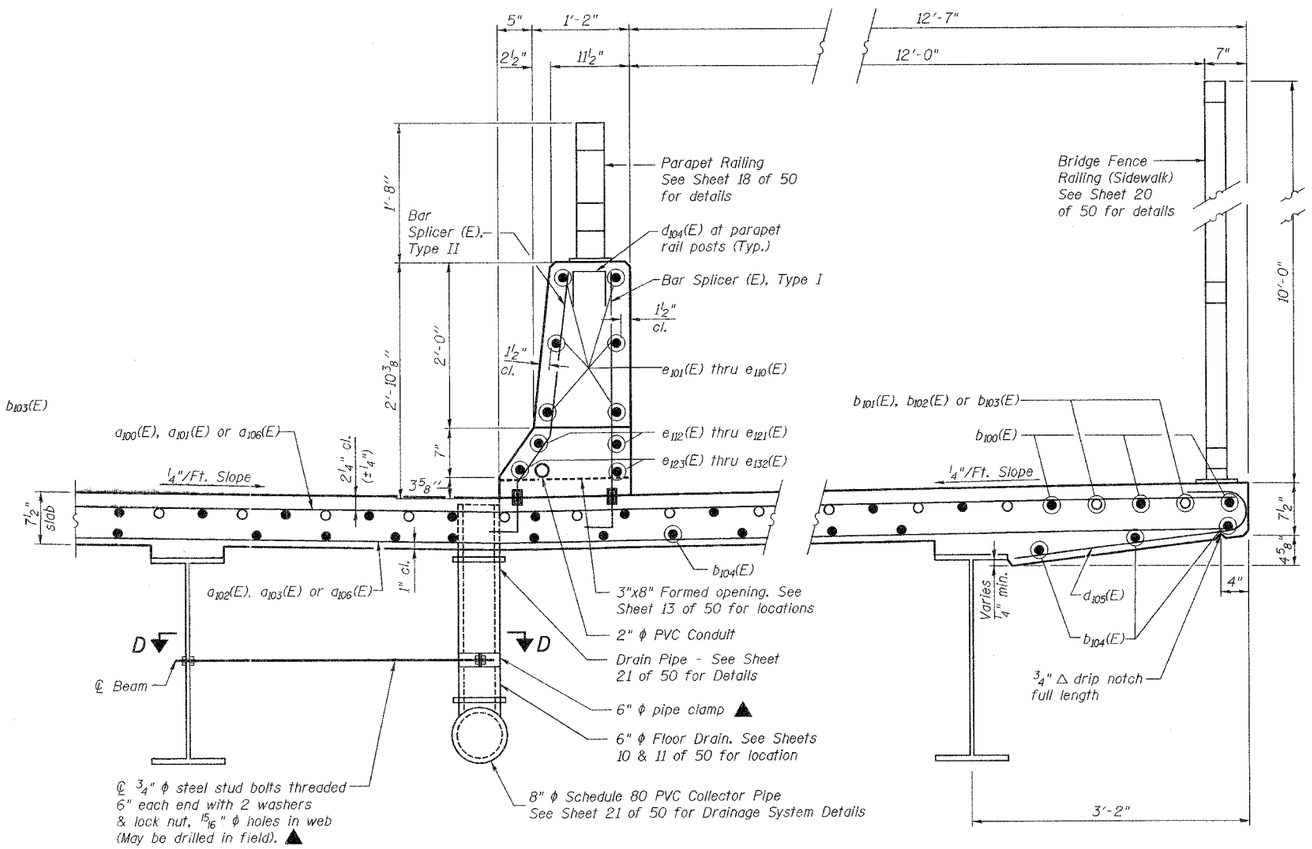

SECTION THRU PARAPET, MULTI-USE PATH & PEDESTRIAN FENCE

(South Edge of Deck shown, Looking East)

▲ - Cost included in Floor Drains

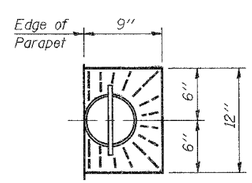

TOP PLAN

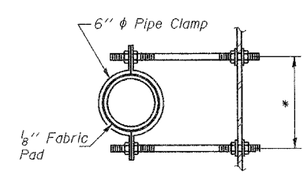

SECTION D-D

* Dimension as required by Pipe Clamp

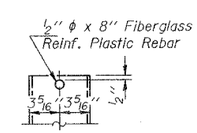

PVC PIPE

6" DIAMETER FLOOR DRAIN

Drain and fittings shall be 6" ϕ Schedule 80, PVC conforming to ASTM Standard D1785, D2464, D2467

NOTES

Fiberglass rebar shall conform to ASTM D 2996, with short-time rupture strength hoop tension stress of 30,000 psi minimum.

For Superstructure Bill of Material, see Sheet 16 of 50.

Work this Sheet with Sheets 10 thru 14 and 16 of 50.

PVC Type material shall be gray in color or painted gray in accordance with PVC manufacturer's recommendations.

Corporate License Number 184-001-084

SUPERSTRUCTURE DETAILS

EASTBOUND HARRISON AVENUE
OVER UP & CC&P RAILROAD
F.A.P. ROUTE 0525
SECTION 02-00518-00-BR
ROCKFORD, ILLINOIS
STATION 95+72.00
STRUCTURE NO. 101-6111

© Copyright Hanson Professional Services Inc. 2006

HANSON

JOB NO. 03R1751

DATE 12/14/06

LAYOUT	JKR	02/01/06
DRAWN	MGW/JKR	07/20/06
REVIEWED	FLN	08/04/06

10:58:57 AM
12/14/2006 10:52 AM
N:\03r1751\SHR75\Struct\Sheet\East Bound\S-015-EB-SupDet-ParaDet.dgn