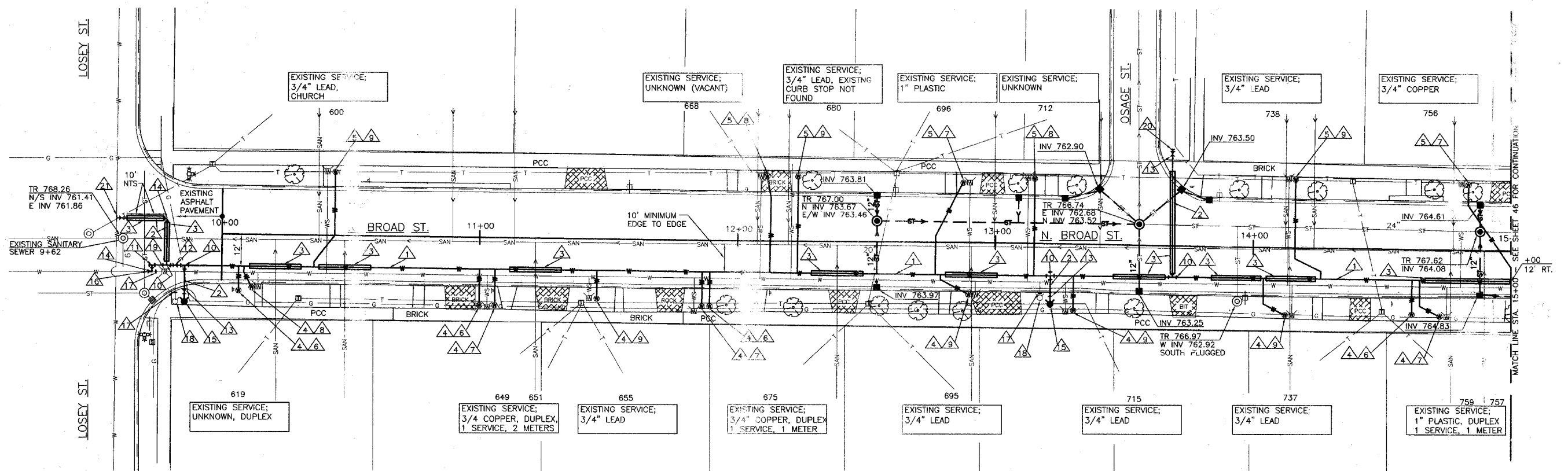




RTE. NO.	SEC.	COUNTY	TOT.	SHEET
F.A.U.	*	KNOX	50	45
6793				

*06-00447-12-PV
TE-0004(0-17)

89486



1 PLAN - BROAD STREET WATER MAIN
SCALE: 1"=20'

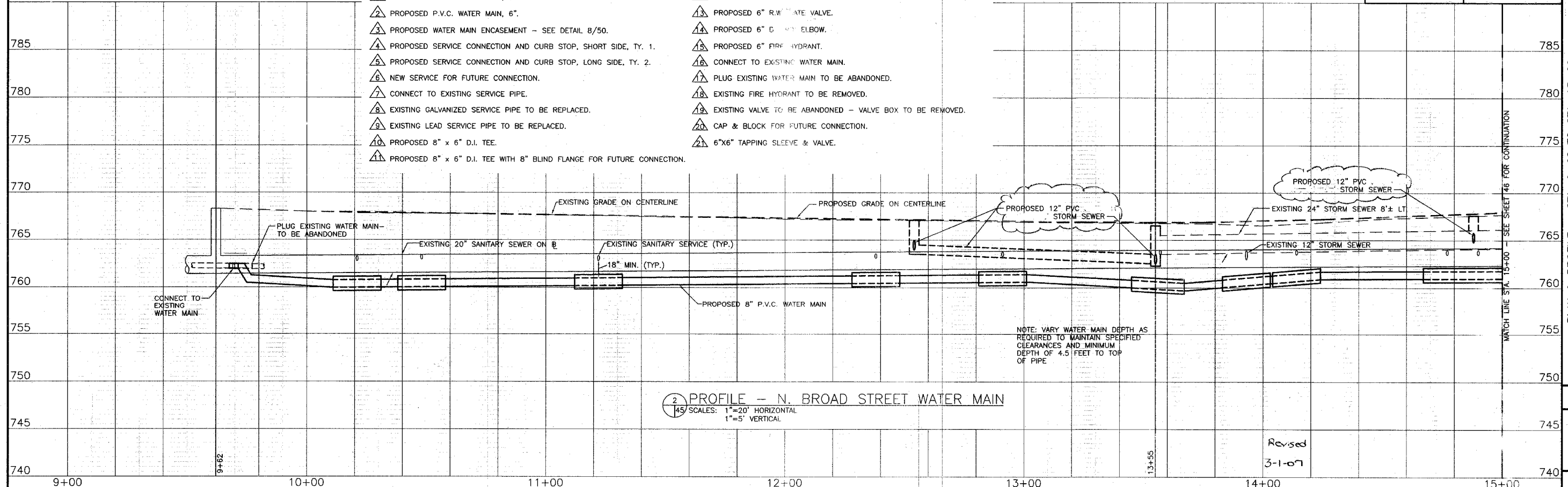
NOTES (THIS SHEET ONLY):

- 1. PROPOSED P.V.C. WATER MAIN, 8".
- 2. PROPOSED P.V.C. WATER MAIN, 6".
- 3. PROPOSED WATER MAIN ENCASEMENT - SEE DETAIL 8/50.
- 4. PROPOSED SERVICE CONNECTION AND CURB STOP, SHORT SIDE, TY. 1.
- 5. PROPOSED SERVICE CONNECTION AND CURB STOP, LONG SIDE, TY. 2.
- 6. NEW SERVICE FOR FUTURE CONNECTION.
- 7. CONNECT TO EXISTING SERVICE PIPE.
- 8. EXISTING GALVANIZED SERVICE PIPE TO BE REPLACED.
- 9. EXISTING LEAD SERVICE PIPE TO BE REPLACED.
- 10. PROPOSED 8" x 6" D.I. TEE.
- 11. PROPOSED 8" x 6" D.I. TEE WITH 8" BLIND FLANGE FOR FUTURE CONNECTION.

NOTES (THIS SHEET ONLY):

- 12. PROPOSED 8" R.W. WATER VALVE.
- 13. PROPOSED 6" R.W. WATER VALVE.
- 14. PROPOSED 6" D.I. ELBOW.
- 15. PROPOSED 6" FIRE HYDRANT.
- 16. CONNECT TO EXISTING WATER MAIN.
- 17. PLUG EXISTING WATER MAIN TO BE ABANDONED.
- 18. EXISTING FIRE HYDRANT TO BE REMOVED.
- 19. EXISTING VALVE TO BE ABANDONED - VALVE BOX TO BE REMOVED.
- 20. CAP & BLOCK FOR FUTURE CONNECTION.
- 21. 6"x6" TAPPING SLEEVE & VALVE.

BENCH MARK #2: NE BOLT ON HYDRANT STATION 09+80±, RT. ELEV. 770.20	BENCH MARK #3: E-NE BOLT ON HYDRANT STATION 13+25±, RT. ELEV. 769.25
--	--



2 PROFILE - N. BROAD STREET WATER MAIN
SCALE: 1"=20' HORIZONTAL, 1"=5' VERTICAL

REVISIONS
DRAWN: P.C.
CHECKED: J.M.B.
APPROVED: S.M.B.
FILE NAME: P&T.DWG

Cooper & Zuck, Inc.
Structural Engineers
Land Surveyors
Professional Design Firm
188 East Commerce Street
P.O. Box 1519
Cadesburg, MO 65005-1519
Phone: (567) 441-8992
Fax: (567) 343-5322
E-Mail: cz@cooperzuck.com



PLAN & PROFILE - STA. 9+62 TO STA. 15+00
WATER MAIN REPLACEMENT FOR
NORTH BROAD STREET BRICK RECONSTRUCTION
LOSEY STREET TO FREMONT STREET
GALESBURG, ILLINOIS

JOB NO.
260198

SHEET NO.
45

OF 50 SHEETS

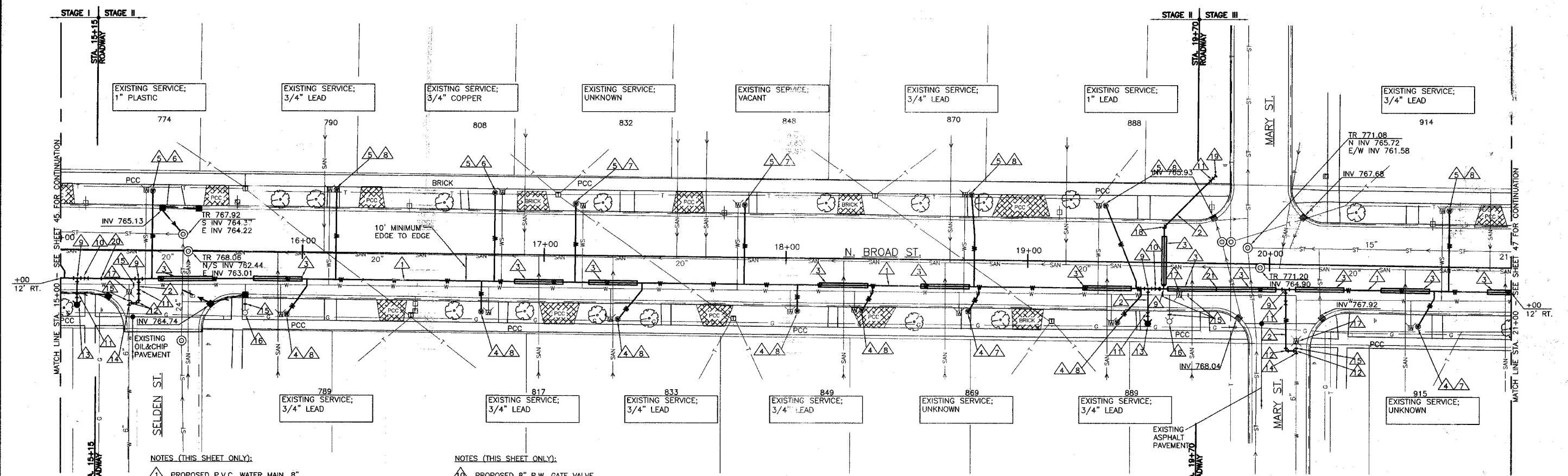
12/15/2006

Revised
3-1-07

RTE. NO.	SEC.	COUNTY	TOTAL SHEETS	SHEET NO.
F.A.U. 6793	*	KNOX	50	5

*06-00447-12-PV
TE-0004(097)

89456



NOTES (THIS SHEET ONLY):

- 1 PROPOSED P.V.C. WATER MAIN, 8".
- 2 PROPOSED P.V.C. WATER MAIN, 6".
- 3 PROPOSED WATER MAIN ENCASEMENT - SEE DETAIL 8/50.
- 4 PROPOSED SERVICE CONNECTION AND CURB STOP, SHORT SIDE, TY. 1.
- 5 PROPOSED SERVICE CONNECTION AND CURB STOP, LONG SIDE, TY. 2.
- 6 CONNECT TO EXISTING SERVICE PIPE.
- 7 EXISTING GALVANIZED SERVICE PIPE TO BE REPLACED.
- 8 EXISTING LEAD SERVICE PIPE TO BE REPLACED.
- 9 PROPOSED 8" x 6" D.I. TEE.

NOTES (THIS SHEET ONLY):

- 10 PROPOSED 8" R.W. GATE VALVE.
- 11 PROPOSED 6" R.W. GATE VALVE.
- 12 PROPOSED 6" D.I. 90° ELBOW.
- 13 PROPOSED 6" FIRE HYDRANT.
- 14 CONNECT TO EXISTING WATER MAIN.
- 15 PLUG EXISTING WATER MAIN TO BE ABANDONED.
- 16 EXISTING FIRE HYDRANT TO BE REMOVED.
- 17 EXISTING VALVE TO BE ABANDONED - VALVE BOX TO BE REMOVED.
- 18 PROPOSED 6" D.I. 45° ELBOW.
- 19 CAP & BLOCK FOR FUTURE CONNECTION.


1 PLAN - N. BROAD STREET WATER MAIN

SCALE: 1"=20'

NOTES (THIS SHEET ONLY):

- 20 END STAGE I WATER MAIN CONSTRUCTION AS CLOSE AS POSSIBLE TO STA. 15+10±. INSTALL TEMPORARY CAP TO KEEP NEW WATER MAIN CLEAN. COMPLETE STAGE I TESTING AND SERVICE INSTALLATIONS. REMOVE TEMPORARY CAP AND BEGIN STAGE II WATER MAIN CONSTRUCTION, KEEPING STAGE I ISOLATED & IN SERVICE.
- 21 END STAGE II WATER MAIN CONSTRUCTION AS CLOSE AS POSSIBLE TO STA. 19+71±. INSTALL TEMPORARY CAP TO KEEP NEW WATER MAIN CLEAN. COMPLETE STAGE II TESTING AND SERVICE INSTALLATIONS. REMOVE TEMPORARY CAP, COMPLETE INSTALLATION OF ENCASEMENT AND BEGIN STAGE III WATER MAIN CONSTRUCTION, KEEPING STAGE II ISOLATED & IN SERVICE.

BENCH MARK #4: NW BOLT ON HYDRANT STATION 15+75±, RT. ELEV. 770.32	BENCH MARK #5: NORTH BOLT ON HYDRANT STATION 19+60±, RT. ELEV. 773.33
---	--



2 PROFILE - N. BROAD STREET WATER MAIN

SCALE: 1"=20' HORIZONTAL
1"=5' VERTICAL

REVISIONS
DRAWN: PCG
CHECKED: SRB
APPROVED: SMB
APPROVED: [Signature]
FILE NAME: P&P2.DWG

Bruner, Cooper & Zuck, Inc.
Structural Engineers
Land Surveyors
188 East Commerce Street
P.O. Box 1510
Galesburg, Illinois 61601-1510
Phone: (309) 44-2000
Fax: (309) 44-1527
E-Mail: bcz@brunercopco.com



PLAN & PROFILE - STA. 15+00 TO STA. 21+00
WATER MAIN REPLACEMENT FOR
NORTH BROAD STREET BRICK RECONSTRUCTION
LOSEY STREET TO FREMONT STREET
GALESBURG, ILLINOIS

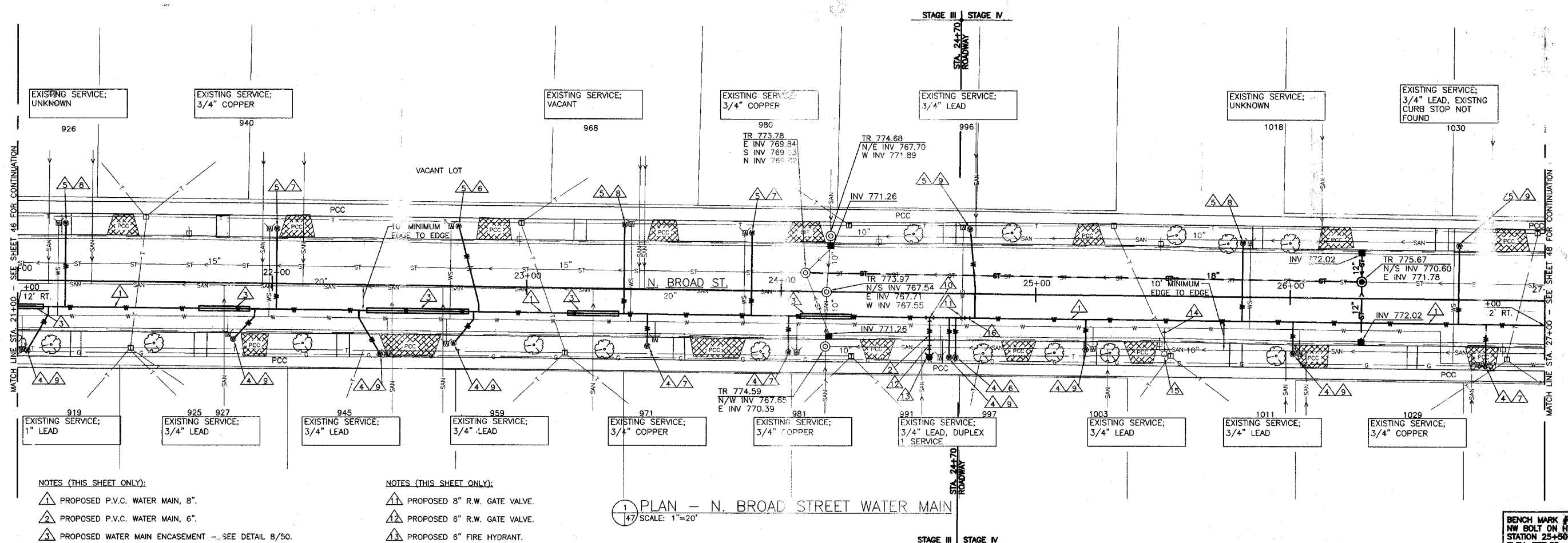
JOB NO.
260198

SHEET NO.
46

OF 50 SHEETS

12/15/2006

Revised
3-1-07



NOTES (THIS SHEET ONLY):

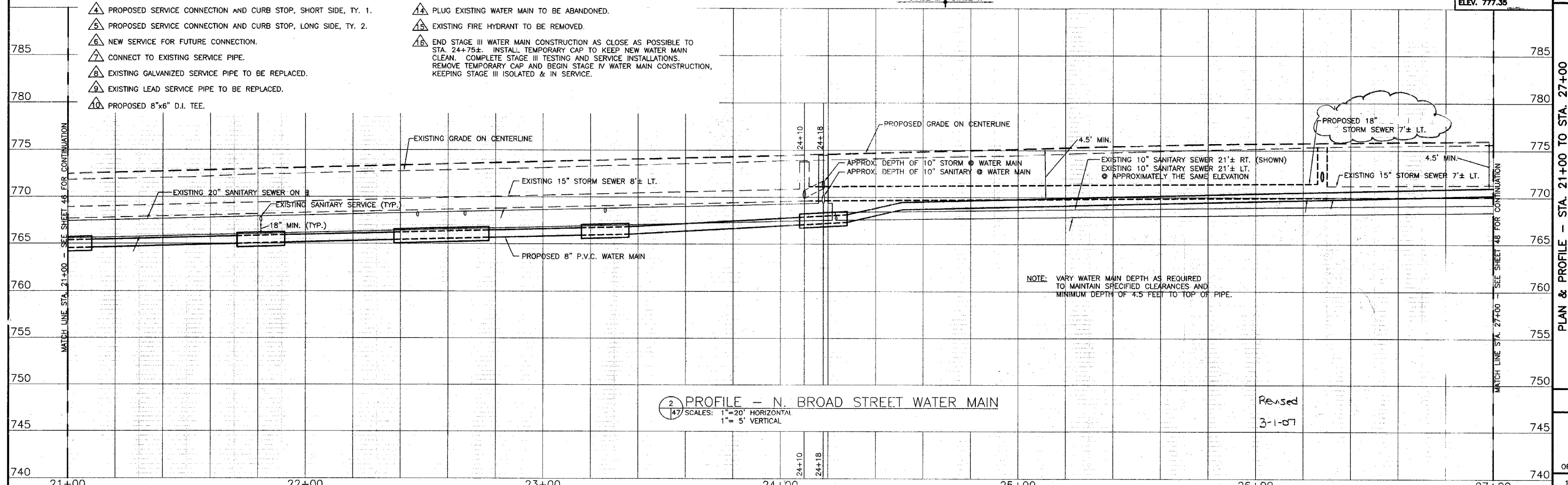
- 1. PROPOSED P.V.C. WATER MAIN, 8".
- 2. PROPOSED P.V.C. WATER MAIN, 6".
- 3. PROPOSED WATER MAIN ENCASEMENT - SEE DETAIL 8/50.
- 4. PROPOSED SERVICE CONNECTION AND CURB STOP, SHORT SIDE, TY. 1.
- 5. PROPOSED SERVICE CONNECTION AND CURB STOP, LONG SIDE, TY. 2.
- 6. NEW SERVICE FOR FUTURE CONNECTION.
- 7. CONNECT TO EXISTING SERVICE PIPE.
- 8. EXISTING GALVANIZED SERVICE PIPE TO BE REPLACED.
- 9. EXISTING LEAD SERVICE PIPE TO BE REPLACED.
- 10. PROPOSED 8"x6" D.I. TEE.

NOTES (THIS SHEET ONLY):

- 11. PROPOSED 8" R.W. GATE VALVE.
- 12. PROPOSED 6" R.W. GATE VALVE.
- 13. PROPOSED 6" FIRE HYDRANT.
- 14. PLUG EXISTING WATER MAIN TO BE ABANDONED.
- 15. EXISTING FIRE HYDRANT TO BE REMOVED.
- 16. END STAGE III WATER MAIN CONSTRUCTION AS CLOSE AS POSSIBLE TO STA. 24+75±. INSTALL TEMPORARY CAP TO KEEP NEW WATER MAIN CLEAN. COMPLETE STAGE III TESTING AND SERVICE INSTALLATIONS. REMOVE TEMPORARY CAP AND BEGIN STAGE IV WATER MAIN CONSTRUCTION, KEEPING STAGE III ISOLATED & IN SERVICE.

1 PLAN - N. BROAD STREET WATER MAIN
SCALE: 1"=20'

BENCH MARK #6:
NW BOLT ON HYDRANT
STATION 25+50±, RT.
ELEV. 777.35



2 PROFILE - N. BROAD STREET WATER MAIN
SCALE: 1"=20' HORIZONTAL
1"=5' VERTICAL

NOTE: VARY WATER MAIN DEPTH AS REQUIRED TO MAINTAIN SPECIFIED CLEARANCES AND MINIMUM DEPTH OF 4.5 FEET TO TOP OF PIPE.

REVISIONS	PCO	PCO
DRAWN:	CH	SRB
APPROVED:	SMB	SMB
FILE NAME:	P&P3.DWG	

Bruner, Cooper & Zuck, Inc.
Structural Engineers
188 East Simmons Street
Galesburg, Illinois 61601-1518
Phone: (309) 343-0292
Fax: (309) 343-5372
E-Mail: bcz@brunercopco.com

Land Surveyors
Professional License No. 15187
Professional Seal No. 184-00033

PLAN & PROFILE - STA. 21+00 TO STA. 27+00
WATER MAIN REPLACEMENT FOR
NORTH BROAD STREET BRICK RECONSTRUCTION
LOSEY STREET TO FREMONT STREET
GALESBURG, ILLINOIS

JOB NO.
260198

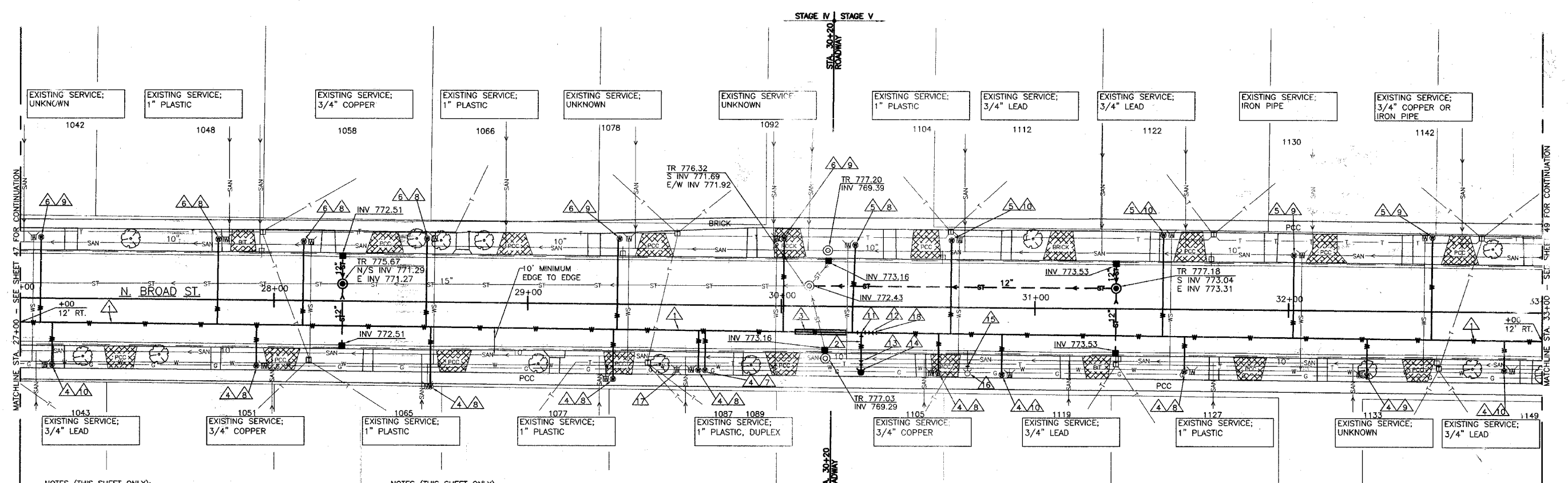
SHEET NO.
47

OF 50 SHEETS

12/15/2006

RYE NO.	SEC.	COUNTY	TOTAL SHEETS	SHEET NO.
F.A.U. 6793	*	KNOX	50	48

*06-00447-12-2P4
TE-0004(097) 89456



NOTES (THIS SHEET ONLY):


- ▲ PROPOSED P.V.C. WATER MAIN, 8".
- ▲ PROPOSED P.V.C. WATER MAIN, 6".
- ▲ PROPOSED WATER MAIN ENCASEMENT SEE DETAIL 8/50.
- ▲ PROPOSED SERVICE CONNECTION AND CURB STOP, SHORT SIDE, TY. 1.
- ▲ PROPOSED SERVICE CONNECTION AND CURB STOP, LONG SIDE, TY. 1.
- ▲ PROPOSED SERVICE CONNECTION AND CURB STOP, LONG SIDE, TY. 2.
- ▲ NEW SERVICE FOR FUTURE CONNECTION.
- ▲ CONNECT TO EXISTING SERVICE PIPE.
- ▲ EXISTING GALVANIZED SERVICE PIPE TO BE REPLACED.
- ▲ EXISTING LEAD SERVICE PIPE TO BE REPLACED.

NOTES (THIS SHEET ONLY):

- ▲ PROPOSED 8"x6" D.I. TEE.
- ▲ PROPOSED 8" R.W. GATE VALVE.
- ▲ PROPOSED 6" R.W. GATE VALVE.
- ▲ PROPOSED 6" FIRE HYDRANT.
- ▲ PLUG EXISTING WATER MAIN TO BE ABANDONED.
- ▲ EXISTING FIRE HYDRANT TO BE REMOVED.
- ▲ EXISTING VALVE TO BE ABANDONED - VALVE BOX TO BE REMOVED.
- ▲ END STAGE IV WATER MAIN CONSTRUCTION AS CLOSE AS POSSIBLE TO STA. 30+35±. INSTALL TEMPORARY CAP TO KEEP NEW WATER MAIN CLEAN. COMPLETE STAGE IV TESTING AND SERVICE INSTALLATIONS. REMOVE TEMPORARY CAP AND BEGIN STAGE V WATER MAIN CONSTRUCTION, KEEPING STAGE IV ISOLATED & IN SERVICE.

1 PLAN - N. BROAD STREET WATER MAIN
SCALE: 1"=20'

BENCH MARK #7:
N-NW BOLT ON HYDRANT
STATION 30+7.5 RT.
ELEV. 779.05



2 PROFILE - N. BROAD STREET WATER MAIN
SCALE: 1"=20' HORIZONTAL, 1"=5' VERTICAL

Revised
3-1-07

REVISIONS

PCG	DRAWN
SRB	CHECKED
SMB	APPROVED
SMB	APPROVED
FILE NAME: P&P-4.DWG	

Bruner, Cooper & Zuck, Inc.
Structural Engineers
Consulting Engineers
Land Surveyors
188 East Simmons Street
P.O. Box 1519
Galesburg, Illinois 61602-0519
Phone: (309) 343-4982
Fax: (309) 343-5032
E-Mail: bcz@brunercopco.com

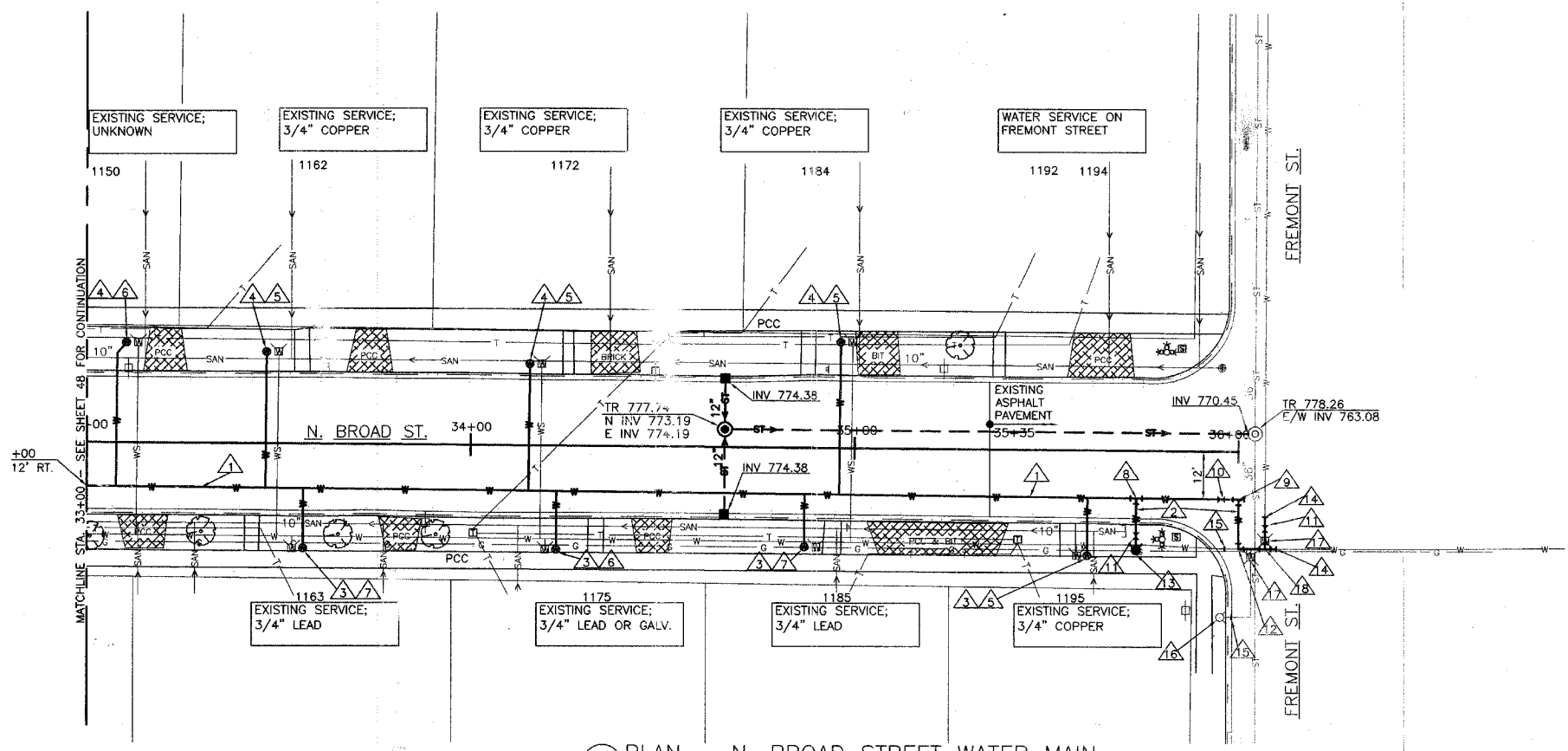


PLAN & PROFILE - STA. 27+00 TO STA. 33+00
WATER MAIN REPLACEMENT FOR
NORTH BROAD STREET BRICK RECONSTRUCTION
LOSEY STREET TO FREMONT STREET
GALESBURG, ILLINOIS

RTE. NO.	SEC.	COUNTY	TOTAL SHEETS	SHEET NO.
F.A.U. 6793	*	KNOX	50	49

*06-00447
TE-0004(C9)

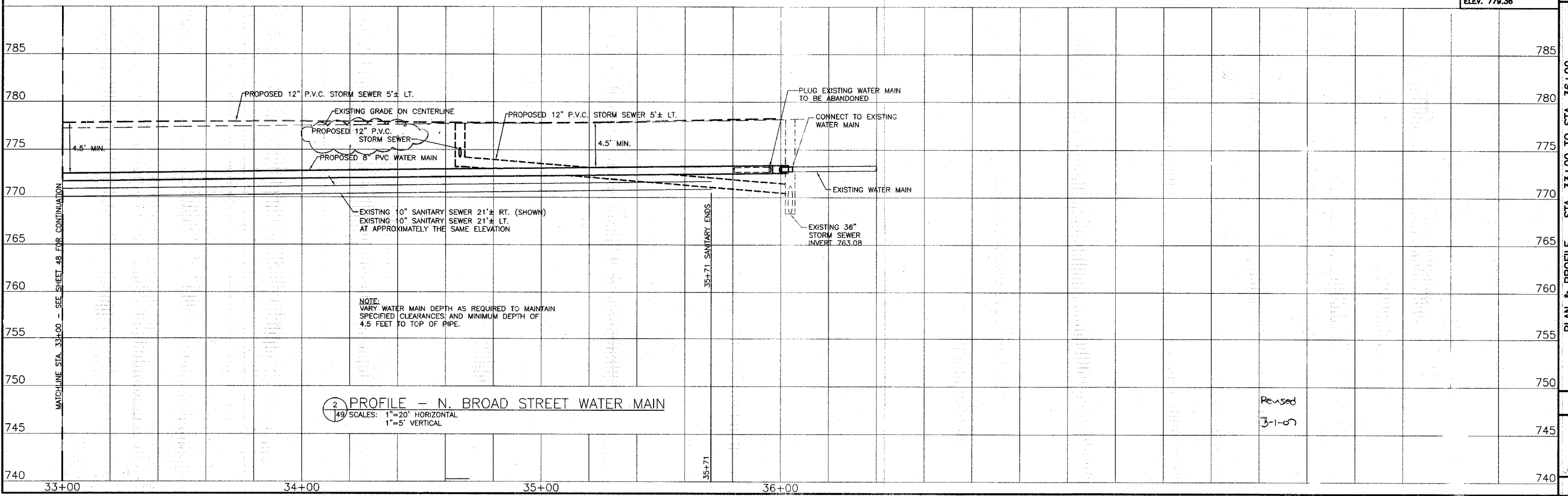
89484



1 PLAN - N. BROAD STREET WATER MAIN
SCALE: 1"=20'

- NOTES (THIS SHEET ONLY):
- 1. PROPOSED P.V.C. WATER MAIN, 8".
 - 2. PROPOSED P.V.C. WATER MAIN, 6".
 - 3. PROPOSED SERVICE CONNECTION AND CURB STOP, SHORT SIDE, TY. 1.
 - 4. PROPOSED SERVICE CONNECTION AND CURB STOP LONG SIDE, TY. 1.
 - 5. CONNECT TO EXISTING SERVICE PIPE.
 - 6. EXISTING GALVANIZED SERVICE PIPE TO BE REPLACED.
 - 7. EXISTING LEAD SERVICE PIPE TO BE REPLACED.
 - 8. PROPOSED 8" x 6" D.I. TEE.
 - 9. PROPOSED 8" x 6" D.I. TEE WITH 8" BLIND FLANGE FOR FUTURE CONNECTION.
 - 10. PROPOSED 8" R.W. GATE VALVE.
 - 11. PROPOSED 6" R.W. GATE VALVE.
 - 12. PROPOSED 6" D.I. 90° ELBOW.
 - 13. PROPOSED 6" FIRE HYDRANT.
 - 14. CONNECT TO EXISTING WATER MAIN.
 - 15. PLUG EXISTING WATER MAIN TO BE ABANDONED.
 - 16. EXISTING FIRE HYDRANT TO BE REMOVED.
 - 17. EXISTING VALVE TO BE REMOVED.
 - 18. PROPOSED 6" x 6" D.I. TEE.

BENCH MARK #8:
SW BOLT ON HYDRANT
STATION 35+95±, RT.
ELEV. 779.36



2 PROFILE - N. BROAD STREET WATER MAIN
SCALE: 1"=20' HORIZONTAL
1"=5' VERTICAL

REVISIONS	PCG	DRWN
CHECKED: SRB		
APPROVED: SMB		
APPROVED:		
FILE NAME: P&F5.DWG		

Brunner, Cooper & Z
Consulting Engineers
Structural Engineers
108 East Simmons Street
P.O. Box 1519
Galesburg, Illinois 61402-1519
Phone: (309) 343-9782
Fax: (309) 343-5032
E-Mail: bcz@bczengineering.com



PLAN & PROFILE - STA. 33+00 TO STA. 36+00
WATER MAIN REPLACEMENT FOR
NORTH BROAD STREET BRICK RECONSTRUCTION
LOSEY STREET TO FREMONT STREET
GALESBURG, ILLINOIS

JOB NO. 260198	745
SHEET NO. 49	745
TOTAL SHEETS 50	745

Revised
3-1-07