

42300200	PCC DRIVEWAY PAVT 6
STA. 11+29 RT	15.5 SQ YD
STA. 11+41 LT	17.9 SQ YD
STA. 11+73 RT	15.2 SQ YD
STA. 12+15 LT	13.8 SQ YD

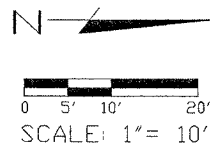
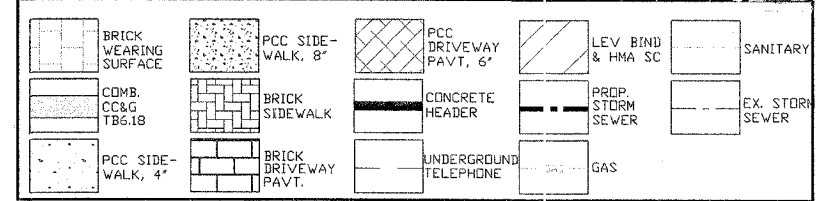
40600625	LEV BIND MM N50	1.2 TON
STA. 9+95 - 10+00		
40603335	HMA SC 'D' N50	1.7 TON
STA. 9+95 - 10+00		

60604400	COMB. CC&G TB6.18	536.8 FT
STA. 10+00 - 15+27 RT		
		352.4 FT
STA. 10+00 - 13+45 LT		

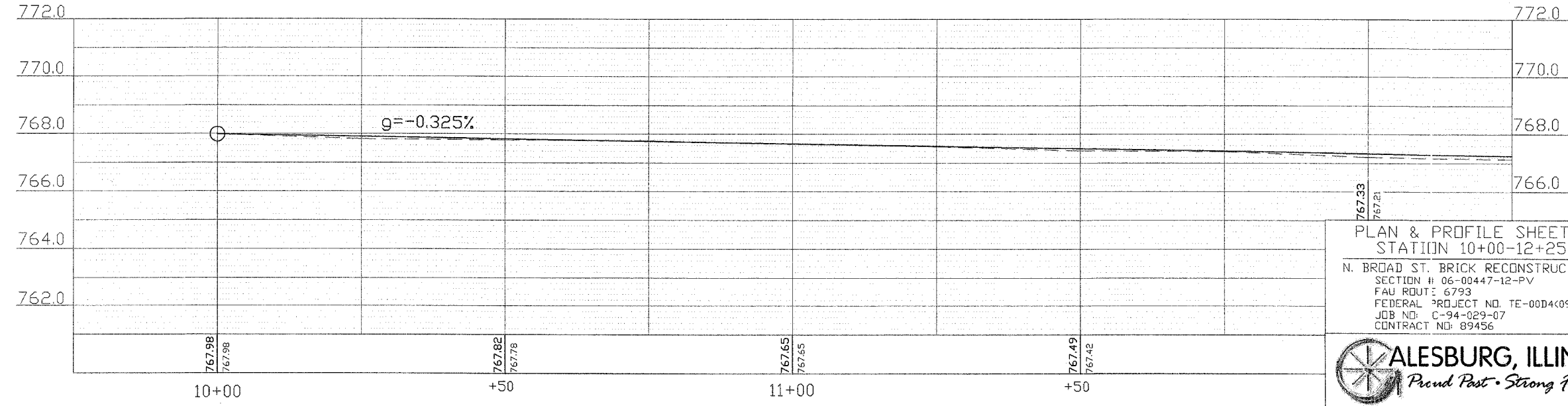
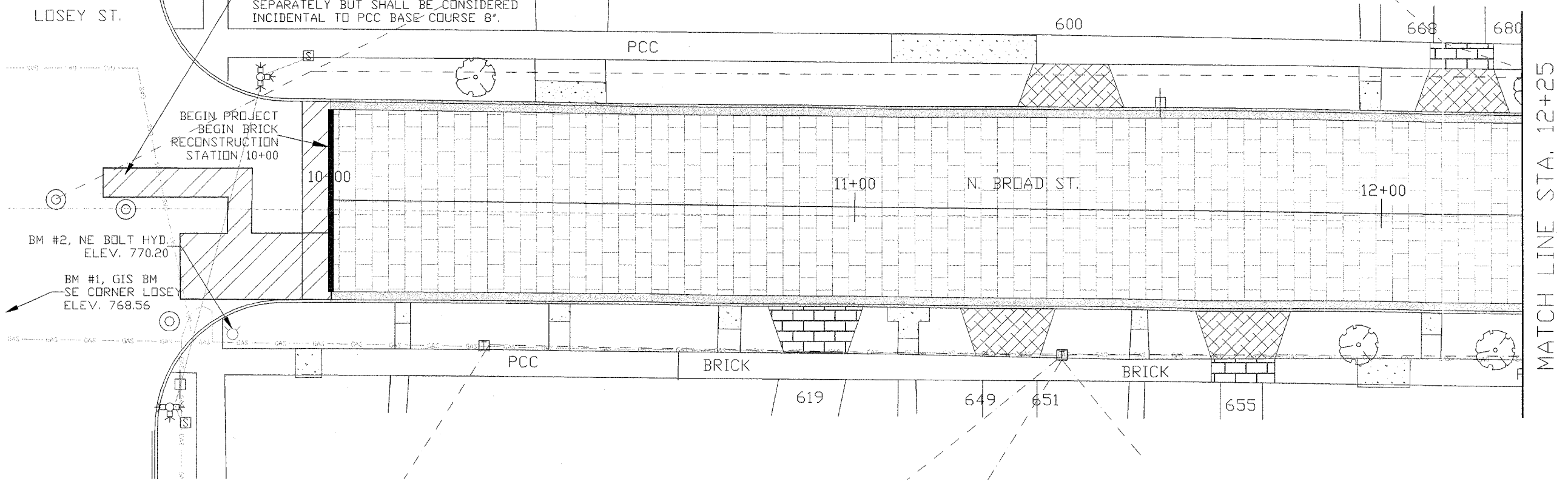
42400100	PC CONCRETE SIDEWALK 4	224.6 SQ FT
STA. 9+90 LT		
STA. 9+96 RT		25.0 SQ FT
STA. 10+15 RT		12.0 SQ FT
STA. 10+45 RT		14.0 SQ FT
STA. 10+75 RT		19.8 SQ FT
STA. 11+07 LT		110.0 SQ FT
STA. 11+15 RT		16.4 SQ FT
STA. 11+55 RT		13.1 SQ FT
STA. 11+96 RT		50.0 SQ FT
STA. 11+98 LT		24.8 SQ FT
STA. 12+10 RT		11.3 SQ FT

#4001768	BRICK DRIVEWAY PAVT	15.3 SQ YD
STA. 10+92 RT		
STA. 11+68 RT		6.9 SQ YD
STA. 12+10 LT		6.7 SQ YD
#4001772	CONCRETE HEADER	1.0 EACH
STA. 10+00 - 10+01		

SECTION #	TOTAL SHEETS	SHEET NO.
06-00447-12-PV	50	10



PCC BASE COURSE IN INTERSECTION SHALL BE CLASS PP-2 CONCRETE AS DEFINED IN SECTION 1020 OF THE STANDARD SPECS. THIS MIX SHALL NOT BE PAID FOR SEPARATELY BUT SHALL BE CONSIDERED INCIDENTAL TO PCC BASE COURSE 8".



PLAN & PROFILE SHEET 1
STATION 10+00-12+25
N. BROAD ST. BRICK RECONSTRUCTION
SECTION # 06-00447-12-PV
FAU ROUT: 6793
FEDERAL PROJECT NO. TE-00D4(097)
JOB NO: C-94-029-07
CONTRACT NO: 89456

