STATE OF ILLINOIS
DEPARTMENT OF TRANSPORTATION

ROUTE NO.	SECTION	COUNTY	TOTAL SHEETS	SHEET NO.
F.A.I. 57	(X1-6-2) VB-2	WILLIAMSON	917	878
FED. ROAD DIST. NO. 7		ILLINOIS	FED. AID PROJECT-	

SHEET NO. 45
51 SHEETS

Contract #98950

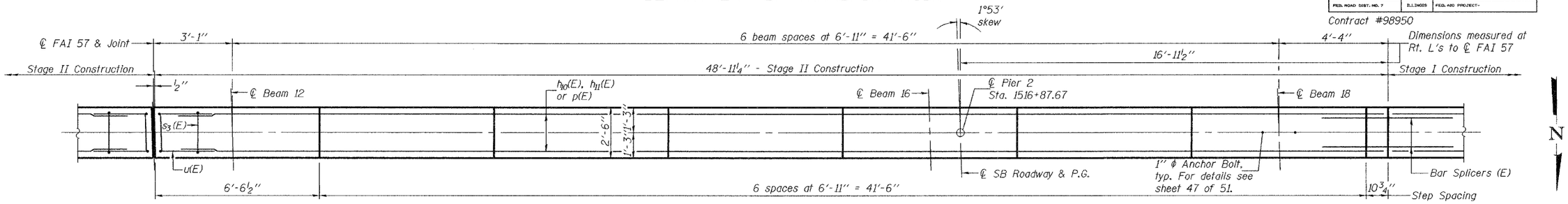

TOP PLAN

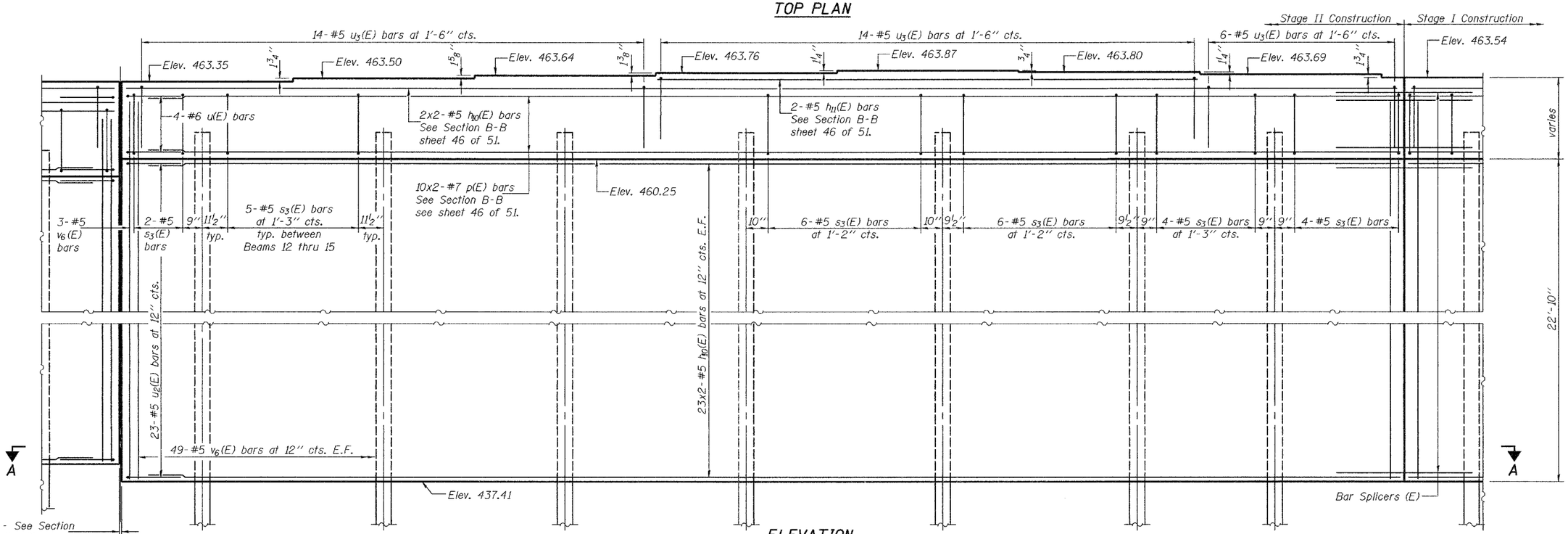

ELEVATION
(Looking South)

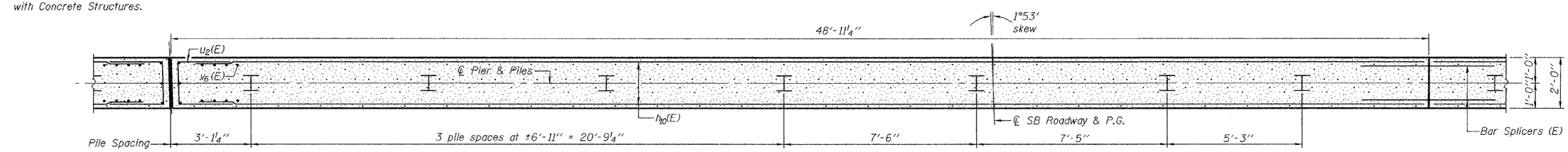

SECTION A-A

DESIGNED	Michael D. Cima
CHECKED	Fess Teklehaimanot
DRAWN	BECKY M. LEACH
CHECKED	M.D.C. & F.T.

January 22, 2007
EXAMINED Thomas J. Domagalski
ENGINEER OF BRIDGE DESIGN
PASSED Ralph E. Anderson
ENGINEER OF BRIDGES AND STRUCTURES

Notes: Pour steps monolithically with cap.
Space reinforcement in cap to miss anchor bolts.
For Anchor Bolt installation details see sheet 30 of 51.
For Bar Splicer details see sheet 48 of 51.
For Section B-B see sheet 46 of 51.
For Bill of Material and bar bending details see sheet 47 of 51.

MIN. BAR LAPS
#5 bars = 1'-8"
#7 bars = 4'-10"

PIER 2 (STAGE II - SB)
F.A.I. RT. 57 SEC. (X1-6-2)VB-2
WILLIAMSON COUNTY
STA. 1516+58.56
S.N. 100-0086 (N.B.) & S.N. 100-0087 (S.B.)

c:\projects\1000086\1009086.dgn 1/22/2007 1:17:24 PM