

K:\Bloomington\0608503\Draw\Sheets\
 FILE: 08_FencePlan2.dwg
 UPDATE BY: cgrath
 SURVEY BOOK #
 DATE: Thu 1/11/07 4:02pm
 XREF DWG: Clinfo.dwg
 Security-Basis.dwg
 surveytopo.dwg
 BASE_FENCE.dwg
 IMAGE FILES: av-006.tif

REVISIONS		
NUMBER	BY	DATE

0 1 2
 THIS BAR IS EQUAL TO 2"
 AT FULL SCALE (34X22).

BLOOMINGTON-NORMAL AIRPORT AUTHORITY
CENTRAL ILLINOIS REGIONAL AIRPORT
BLOOMINGTON, ILLINOIS
UPGRADE PERIMETER FENCE PHASE 1
PROPOSED FENCE PLAN 2








© Copyright CMT, Inc.
CMT
 CRAWFORD, MURPHY & TILLY, INC.
 CONSULTING ENGINEERS
 License No. 184-000613

DESIGN BY:	CBG
DRAWN BY:	CMT
CHECKED BY:	REW
APPROVED BY:	REW
DATE:	1/12/2007
JOB No:	06085-03-00
ILLINOIS PROJECT	BMI-3653
A.I.P. PROJECT	3-17-0006-47
SHEET 9 OF 26 SHEETS	

NOTES:

- SEE GATE TABLE SHEET FOR EXISTING GATE TYPE AND PROPOSED IMPROVEMENTS.
- FENCE AND BARBED WIRE SHALL BE CONTINUOUS OVER PEDESTRIAN ACCESS.
- NEW SIDEWALK AND REMOVALS ASSOCIATED WITH PEDESTRIAN ACCESS SHALL BE INCIDENTAL @ GATE 28. MAY REQUIRE UP TO 100 S.F. OF NEW 4" CONCRETE SIDEWALK AND 25 S.F. OF SIDEWALK REMOVAL AND 3 SHRUBS REMOVED.

LEGEND

-  NEW MANUAL VEHICLE GATE
-  NEW MANUAL PEDESTRIAN GATE
-  NEW ELECTRIC VEHICLE GATE
-  EXISTING GATE LOCATION
-  EXISTING FENCE
-  NEW FENCE
-  NEW PEDESTRIAN ACCESS