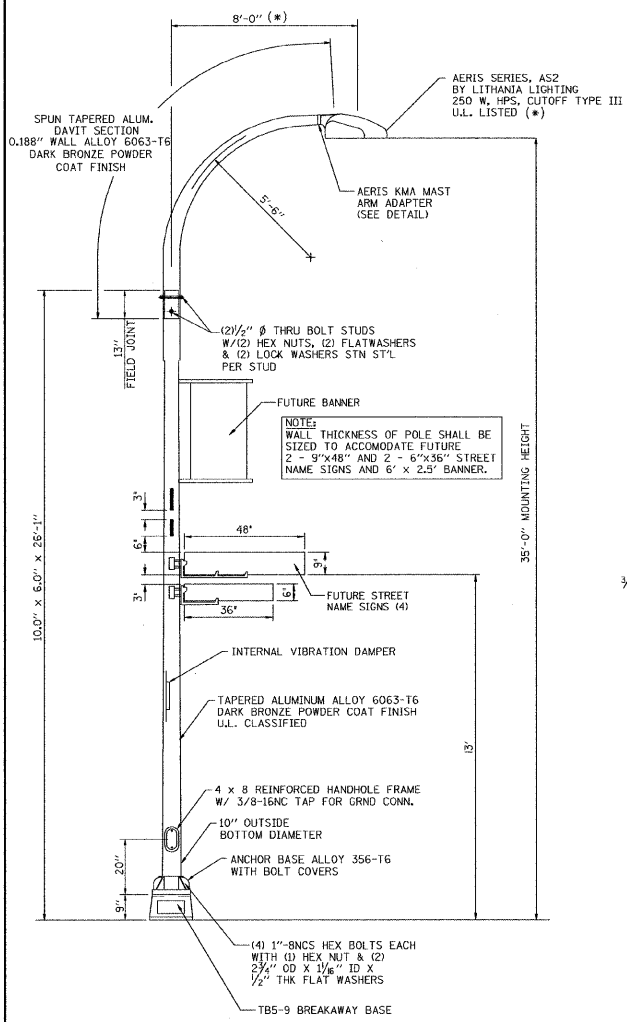
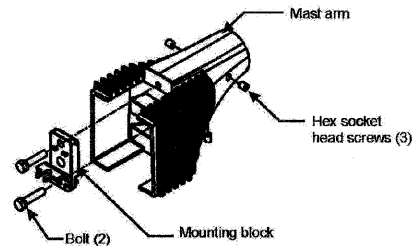


NOTE:
 (*) A 10'-0" MAST ARM AND 310W LUMINAIRE SHALL BE PROVIDED FOR LIGHTING ALONG ROHLWING ROAD, AS INDICATED ON THE PLANS

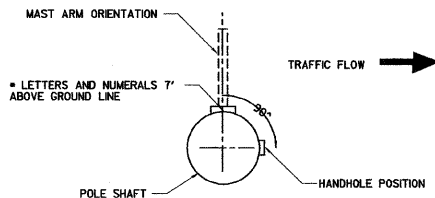


LIGHT POLE DETAIL

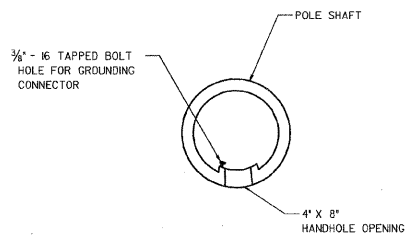
- NOTES:
1. MOUNTING HEIGHT IS DEFINED AS THE DISTANCE FROM THE CENTERLINE OF THE TENON TO THE BOTTOM OF THE ANCHOR BASE.
 2. TWO PIECE SHAFT SHALL BE MATCHED MARKED AND INTERCHANGEABLE BETWEEN DIFFERENT UNITS. FIELD DRILLING OF THE HOLES WILL NOT BE ALLOWED.
 3. THE LIGHT POLE SHALL MEET AASHTO DESIGN CRITERIA AS SPECIFIED.
 4. THE INSTALLING CONTRACTOR SHALL PROVIDE A UL LISTED GROUNDING CONNECTOR, BURNDY K2023, TAB SP40L OR APPROVED EQUAL.
 5. LIGHT POLES SHALL NOT BE INSTALLED WITHOUT MAST ARMS AND LUMINAIRES.
 6. LIGHT POLES SHALL BE SET PLUMB ON THE FOUNDATION WITHOUT THE USE OF LEVELING NUTS, WASHERS OR SHIMS.
 7. LIGHTING UNIT IDENTIFICATION NUMBERS SHALL BE INSTALLED BEFORE THE LIGHTING UNIT IS ENERGIZED.



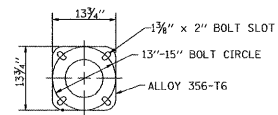
MAST ARM ADAPTER DETAIL



POSITION OF HANDHOLE AND POLE NUMBER FOR SINGLE MAST ARM POLES

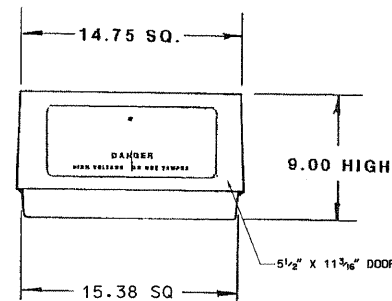


HANDHOLE DETAIL



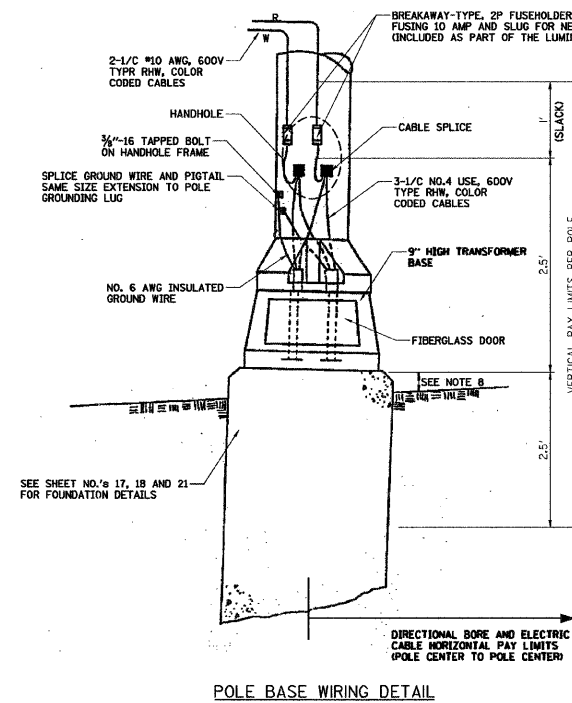
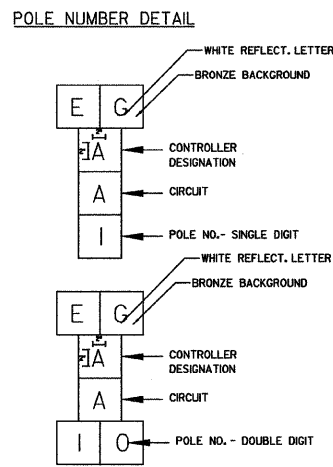
LIGHT POLE BASE PLATE DETAIL
 13"-15" BOLT CIRCLE

NOTE:
 CONTRACTOR SHALL VERIFY BOLT CIRCLE PRIOR TO ORDERING POLES AND FOUNDATIONS.



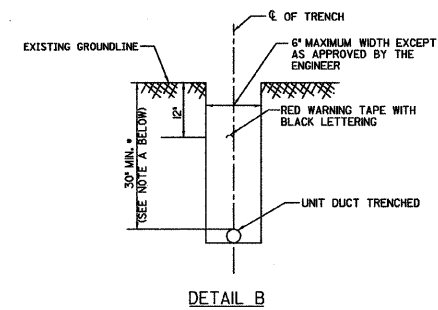
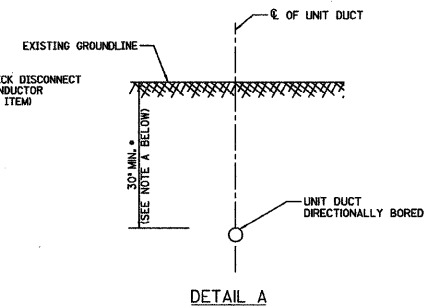
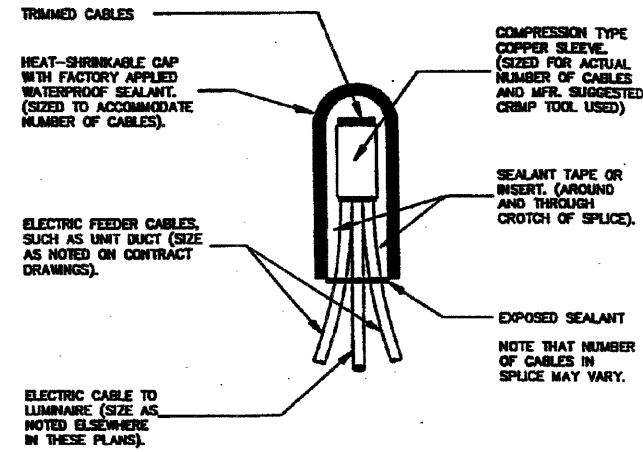
TRANSFORMER BASE DETAIL

	SQ	BC	SLOT
T-BASE TOP	14 3/4"	14 1/2"-15"	1 3/8" X 2"
T-BASE BOTTOM	15 3/8"	14 1/2"-16 1/4"	1 3/8" X 2"
BASE PLATE	13 3/4"	13"-15"	1"



POLE BASE WIRING DETAIL

**SPlicing ELECTRIC CABLES
 BASIC MATERIALS AND METHODS**



NOTE A:
 * DEPTH MAY VARY DUE TO UTILITY AND TRAFFIC SIGNAL CONFLICTS. NO ADDITIONAL COMPENSATION WILL BE MADE FOR ADDITIONAL DEPTH.

NOTE B:
 TRENCH AND BACKFILL SHALL ONLY BE PROVIDED FIVE (5) FEET TO EACH SIDE OF THE LIGHT POLE, POWER POLE PROVIDING ELECTRIC SERVICE, CONTROLLER, AND TRENCHED CONDUIT.

FILE NAME = g:\ch09\8132\road\LightDet2.dgn

USER NAME = a_jpondexter
 PLOT SCALE = #SCALE#
 PLOT DATE = 12/22/2011

DESIGNED - KB
 DRAWN - AJP
 CHECKED - SRF
 DATE - 11/04/2011

REVISED -
 REVISED -
 REVISED -
 REVISED -

STATE OF ILLINOIS
 DEPARTMENT OF TRANSPORTATION

LIGHT POLE DETAILS

SCALE: NTS SHEET NO. 16 OF 21 SHEETS STA. TO STA.

F.A.U. RTE.	SECTION	COUNTY	TOTAL SHEETS	SHEET NO.
2578	10-00059-00-LT	COOK	21	16
2585	JOB NO. C-91-460-10	CONTRACT NO. 63530		
FED. ROAD DIST. NO. ILLINOIS FED. AID PROJECT				