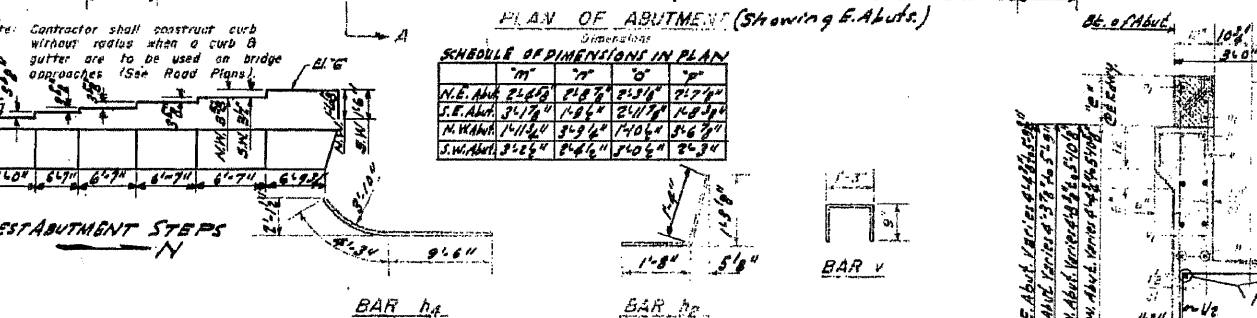
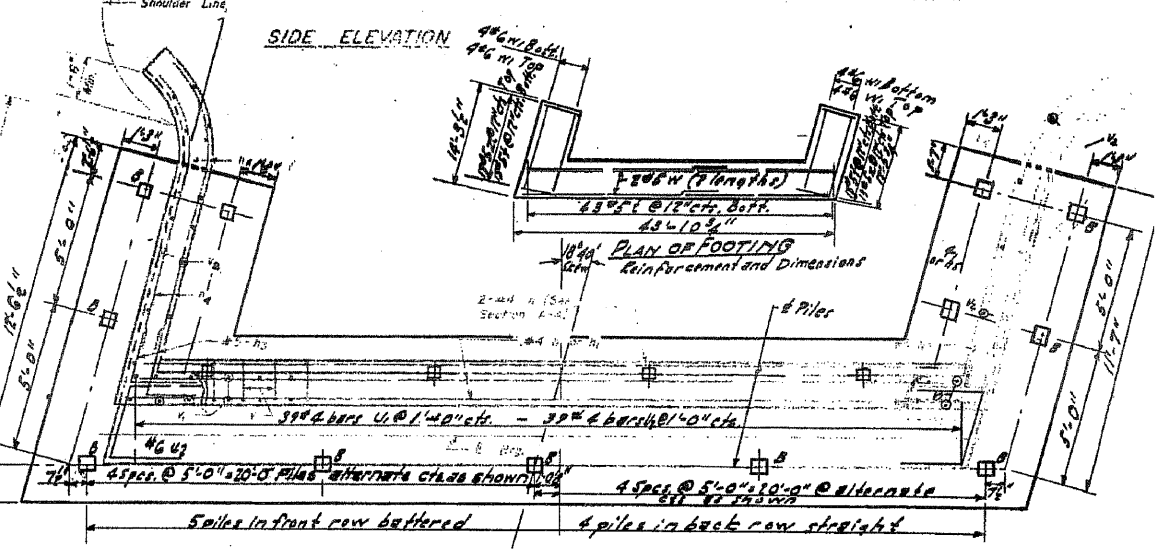
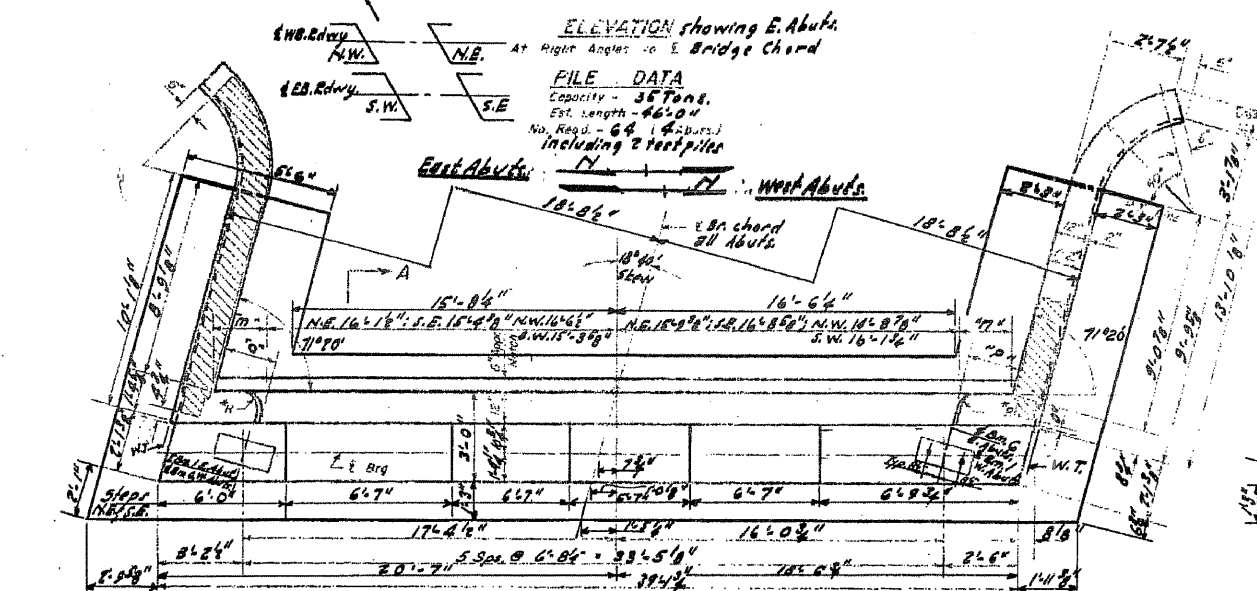
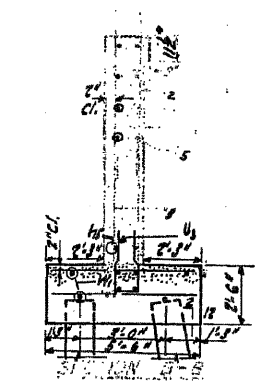
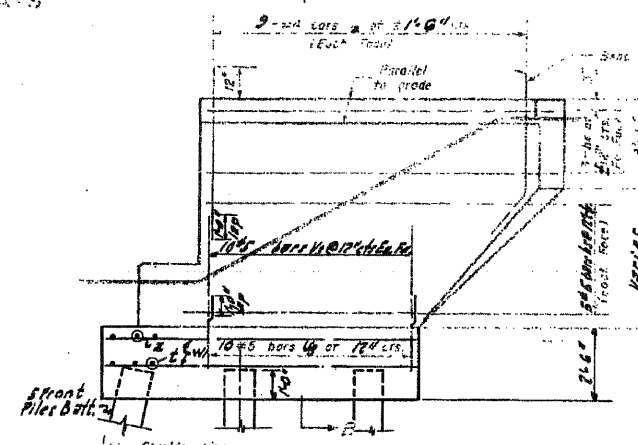
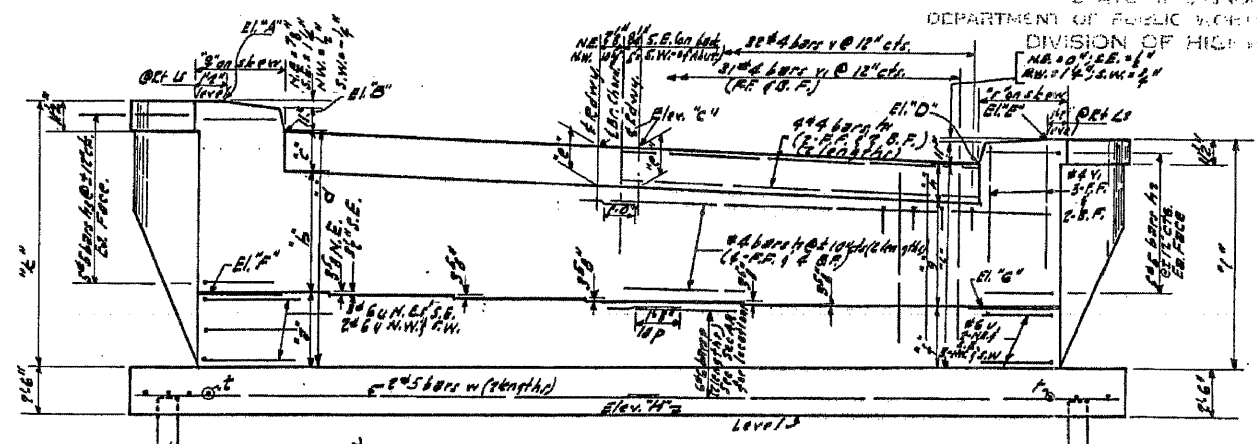


SCHEDULE OF ABUTMENT DIMENSIONS ON FRONT FACE

1	2	3	4	5	6	7	8	9	10	11	12	13	14	15	16	17	18	19	20	21	22	23	24	25	26	27	28	29	30	31	32	33	34	35	36	37	38	39	40	41	42	43	44	45	46	47	48	49	50	51	52	53	54	55	56	57	58	59	60	61	62	63	64	65	66	67	68	69	70	71	72	73	74	75	76	77	78	79	80	81	82	83	84	85	86	87	88	89	90	91	92	93	94	95	96	97	98	99	100
---	---	---	---	---	---	---	---	---	----	----	----	----	----	----	----	----	----	----	----	----	----	----	----	----	----	----	----	----	----	----	----	----	----	----	----	----	----	----	----	----	----	----	----	----	----	----	----	----	----	----	----	----	----	----	----	----	----	----	----	----	----	----	----	----	----	----	----	----	----	----	----	----	----	----	----	----	----	----	----	----	----	----	----	----	----	----	----	----	----	----	----	----	----	----	----	----	----	----	-----



4 ABUTMENTS
BILL OF REINFORCEMENT

Bar	Qty	Length	Weight	Bar	Qty	Length	Weight
U ₁	80	20'-0"	1280	U ₃	80	25'	1280
N ₁	32	14'-6"	384	N ₃	16	25'	384
H ₁	40	8'-0"	960	H ₃	64	25'	1280
H ₂	40	8'-0"	960				
H ₃	48	13'-0"	1152				
H ₄	80	9'-6"	1920				
P	48	20'-0"	1920				
U	20	4'-6"	360				
U ₁	156	4'-4"	1344				
U ₂	156	4'-4"	1344				

APPROVED: K.R. Santic
DESIGNED: C.W. Stid
CHECKED: VBS
DRAWN: F. Mercaldo
DATE: 12/6/2011

APPROVED: H.R. Bauman
DESIGNED: H.R. Bauman
CHECKED: E. Blument
DATE: FEB 8 1963

