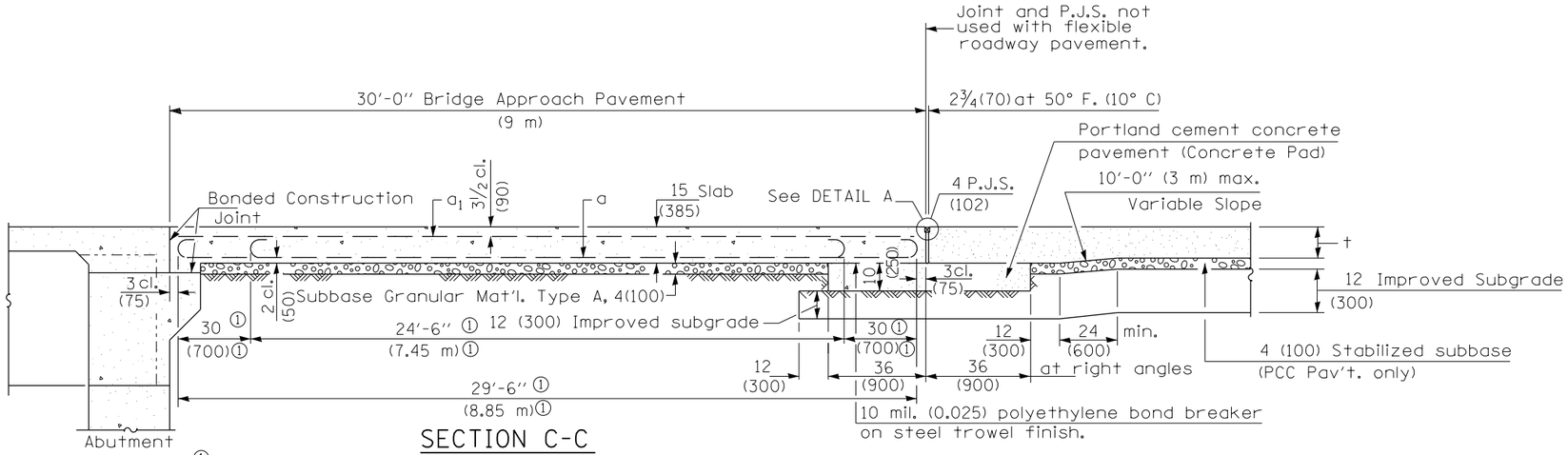

SECTION C-C

① Stagger No. 9 (No. 29) a bars as shown on plan - full width

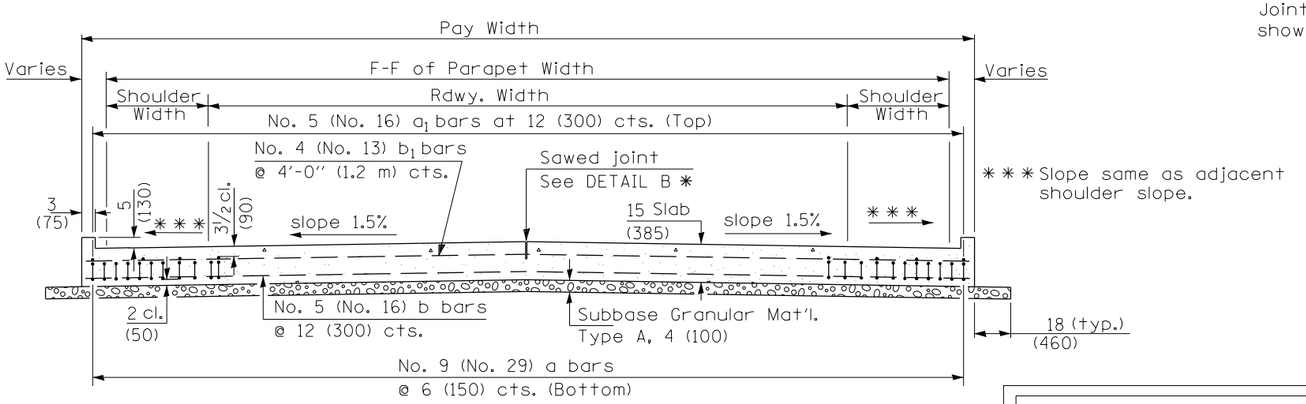

SECTION D-D

(See Plan for Dimensions not shown)

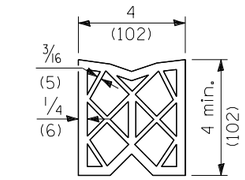

PREFORMED JOINT SEAL

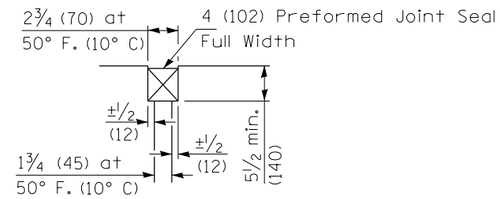

DETAIL A

Longitudinal Construction Joint in accordance with details shown on Standard 420001.

No. 6 (No. 19) Tie bars at 30 (760) cts.

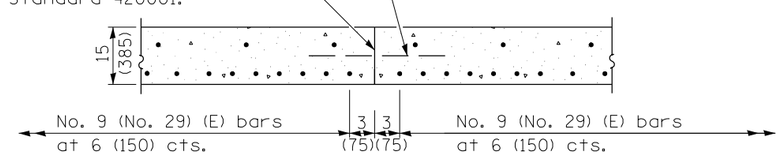

OPTIONAL LONGITUDINAL CONSTRUCTION JOINT

As approved by the Engineer, the Contractor may elect to reduce the widths of pour by use of the Optional Longitudinal Construction Joint shown. Joints shall be located at the edge of a traffic lane.

NOTE

THIS SHEET FOR INFORMATION ONLY

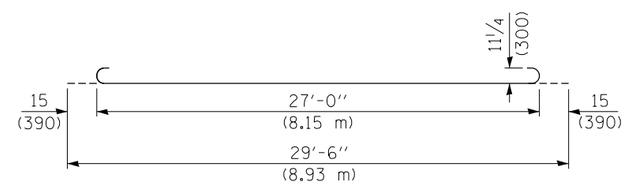

BAR a

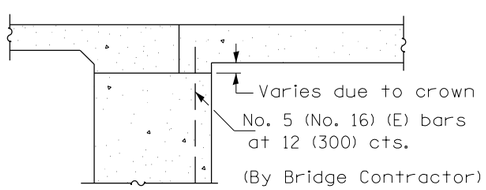

SECTION E-E

(Integral Abutments)

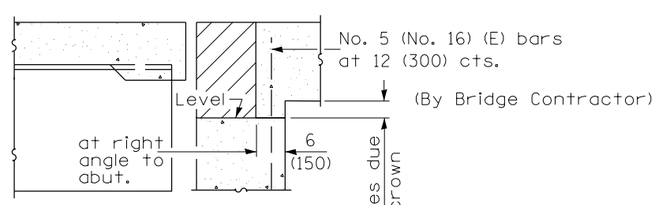

SECTION E-E

(Jointed Abutments)

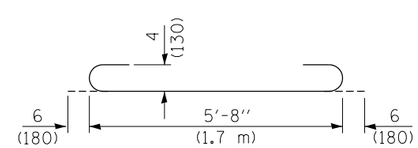

BAR a2

DESIGN STRESSES

fy = 60,000 p.s.i. (400 MPa)
f'c = 3,500 p.s.i. (24 MPa)
n = 8.5

(Sheet 2 of 2)

FILE NAME = c:\pw_work\pwidot\sparksgw\d0280145\D672F00-sht-details.dgn	USER NAME = sparksgw	DESIGNED -	REVISED -	STATE OF ILLINOIS DEPARTMENT OF TRANSPORTATION	BRIDGE APPROACH PAVEMENT STANDARD 420401-06	F.A.P. RTE. 610	SECTION (GI-4	COUNTY SANGAMON	TOTAL SHEETS 24 / SHEET NO. 17
	PLOT SCALE = 200.0000 '/ in.	DRAWN -	REVISED -					CONTRACT NO. 72F00	
	PLOT DATE = Dec-21-2011 03:01:11PM	CHECKED -	REVISED -						
		DATE -	REVISED -		SCALE: NTS / SHEET 7 OF 7 SHEETS / STA. / TO STA.		ILLINOIS FED. AID PROJECT		