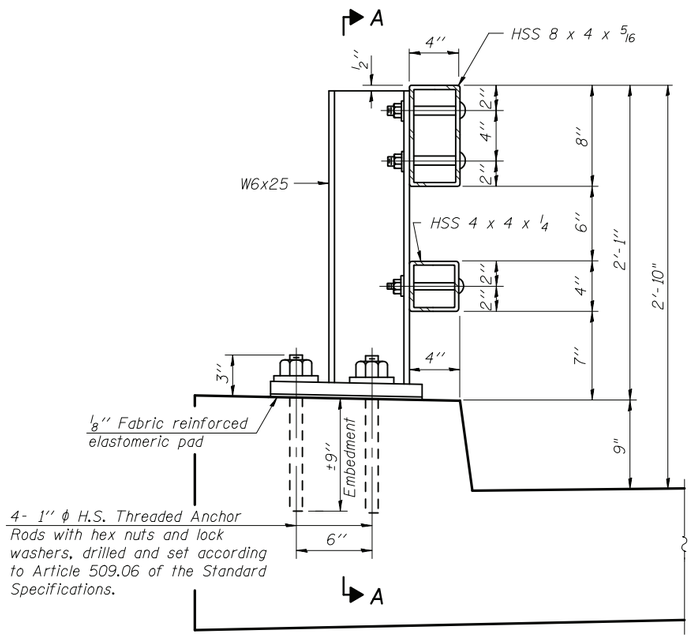

SECTION AT RAIL POST

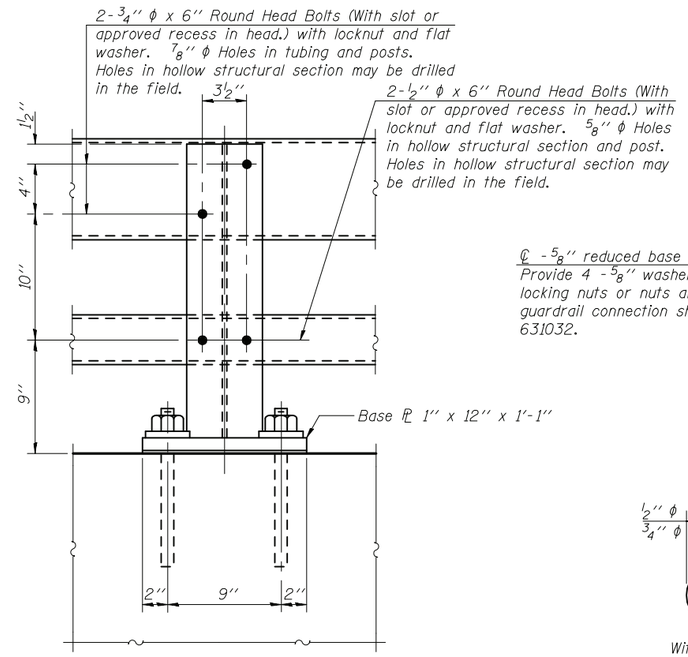

SECTION A-A

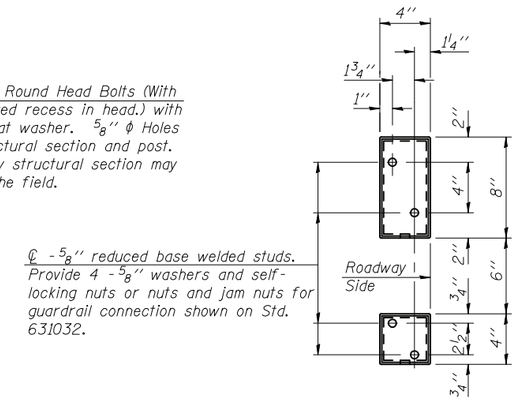

VIEW B-B

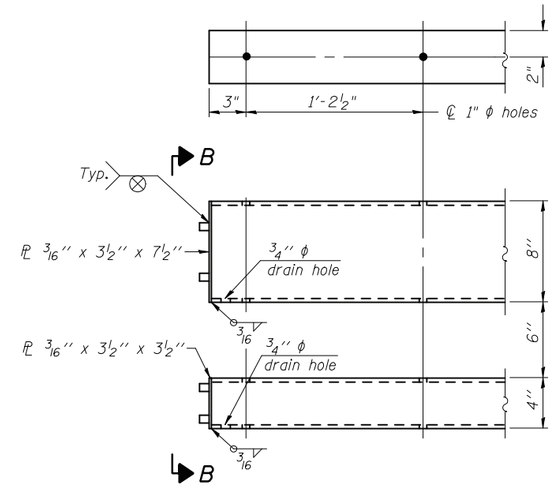

END OF RAIL DETAILS

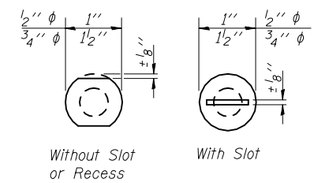

VIEW C-C

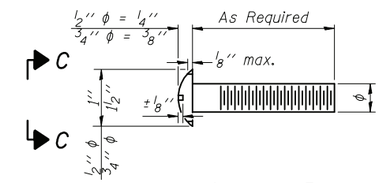

DETAIL OF 1/2'' ϕ & 3/4'' ϕ ROUND HEAD BOLTS

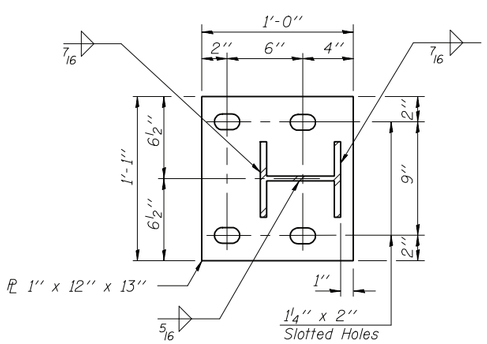

BASE PLATE DETAIL

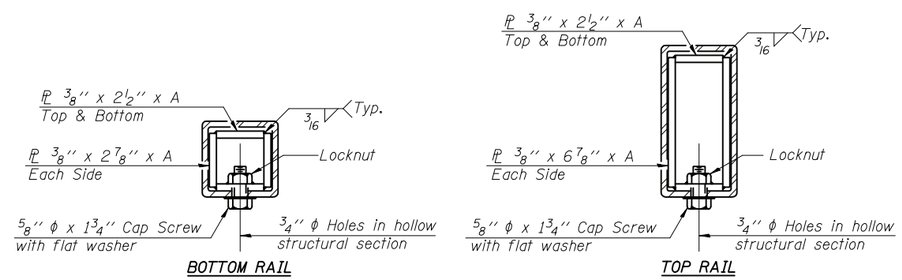

SECTIONS AT RAIL SPLICE

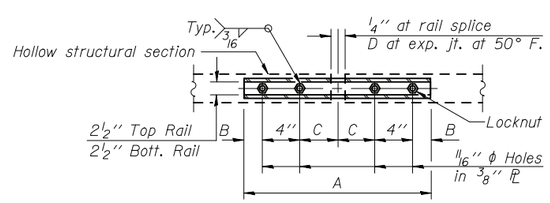

PLAN-BOTT. SPLICE PL TYPICAL

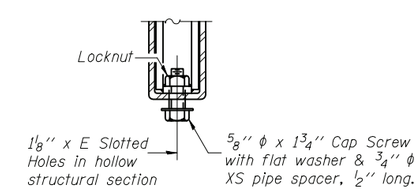

RAIL SPLICE CONNECTION AT EXPANSION JT.

(6'-3'' Maximum Post Spacing)

Notes:

All field drilled holes shall be coated with an approved zinc rich paint before erection.

Posts shall not be located closer than 1'-3'' to end of culvert.

Provide one 1/8'' and two 1/16'' steel shims for 25% of the posts. Shims shall be similar to base plates in size and holes.

All steel rail elements shall be galvanized according to Article 509.05 of the Standard Specifications.

SPLICE DIMENSIONS

T	D	A	B	C	E
≤4''	2 1/2''	1'-8''	2''	4''	2 1/2''
>4''≤6 1/2''	3 3/4''	2'-0''	2 1/2''	5 1/2''	3 1/2''
>6 1/2''≤9''	5''	2'-4''	3 1/2''	6 1/2''	9''
>9''≤13''	7''	2'-10''	4 1/2''	8 1/2''	11''
Rail Splice	1/4''	1'-8''	2''	4''	—

T = Total movement at expansion joint as shown on the design plans.

BILL OF MATERIAL

Item	Unit	Quantity
Steel Railing, Type 2399	Foot	54

FILE NAME = _10142024-76B43-012-RailTrig.dgn	USER NAME =	DESIGNED -	REVISED -
BERNARDIN • LOCHMUELLER & ASSOCIATES, INC. 3 OAK DRIVE MARYVILLE, ILLINOIS 62062 PHONE (618) 288-4888 FAX (618) 288-4888	Illinois Design Firm Number 184.001670	CHECKED -	REVISED -
	PLOT SCALE =	DRAWN - JG	REVISED -
	PLOT DATE = 8:57:28 AM 12/14/2011	CHECKED - CJF	REVISED -

STATE OF ILLINOIS
DEPARTMENT OF TRANSPORTATION

STEEL RAILING, TYPE 2399
STRUCTURE NO. 014-2024

SHEET NO. 12 OF 15 SHEET

F.A.P. RTE.	SECTION	COUNTY	TOTAL SHEETS	SHEET NO.
327	20BR	CLINTON	51	38
		CONTRACT NO. 76B43		
FED. ROAD DIST. NO. -	ILLINOIS	FED. AID PROJECT		