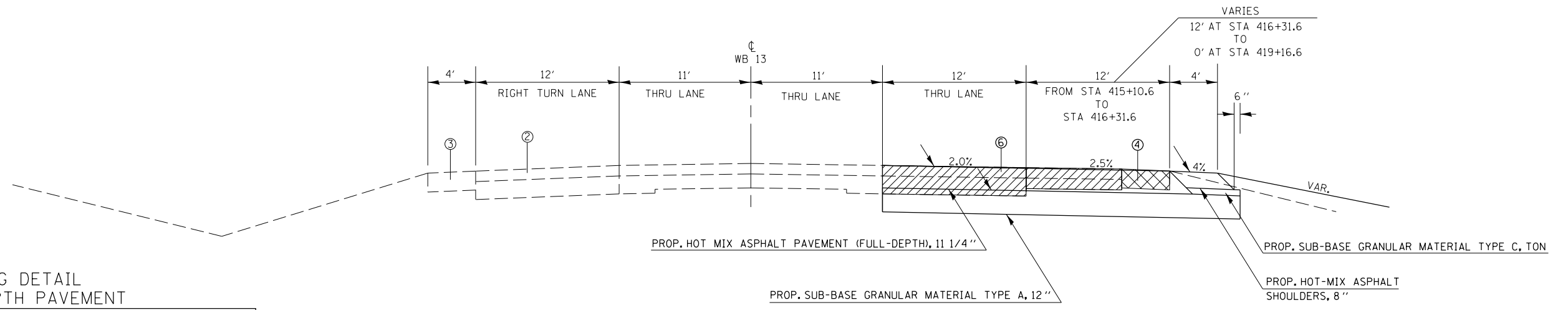


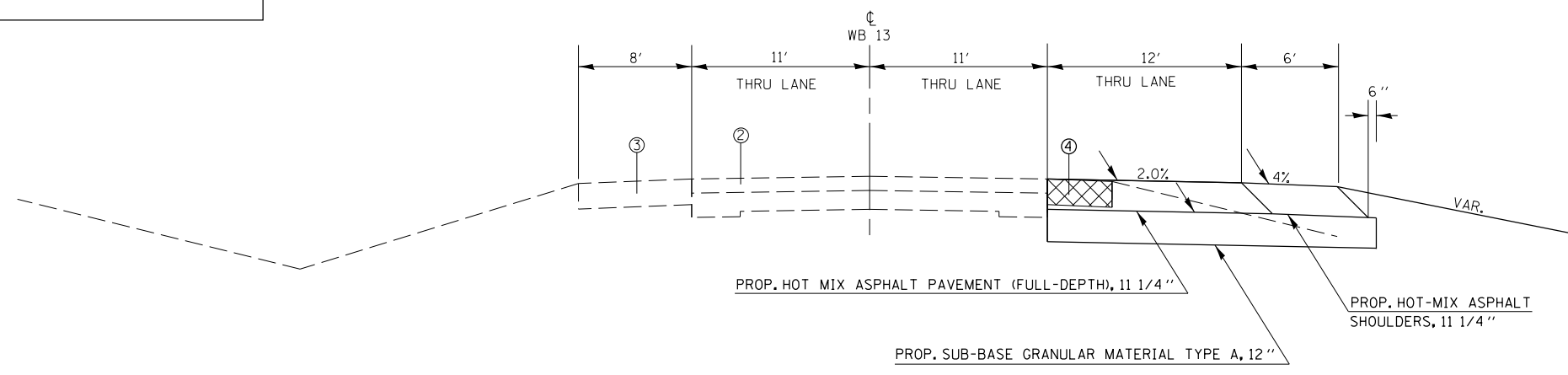
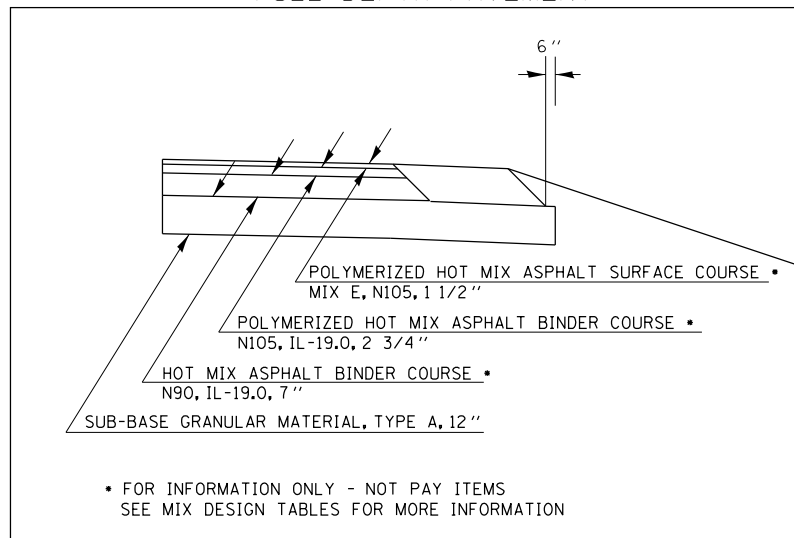
TYPICAL SECTIONS



TO BE USED:
STA 415+10.6 TO STA 419+16.7

- ① EXIST. PCC PAVEMENT
- ② EXIST. HOT-MIX PAVEMENT
- ③ EXIST. HOT-MIX ASPHALT SHOULDERS
- ④ PAVED SHOULDER REMOVAL
- ⑤ COMBINATION CURB AND GUTTER REMOVAL
- ⑥ PAVEMENT REMOVAL, 12-1/4"
- ⑦ MEDIAN REMOVAL
- ⑧ HOT-MIX ASPHALT SURFACE REMOVAL, 1-1/2"

PAVING DETAIL
FULL DEPTH PAVEMENT



TO BE USED:
STA 419+16.7 TO STA 424+00

FILE NAME =	USER NAME = kellejkd	DESIGNED -	REVISED -	STATE OF ILLINOIS DEPARTMENT OF TRANSPORTATION	TYPICAL SECTIONS - IL 13 WB			F.A.P. RTE.	SECTION	COUNTY	TOTAL SHEETS	SHEET NO.
et:\pw\work\p\dot\kellejkd\0205725\78216-sht-misc.dgn		DRAWN -	REVISED -					331	(1-4)R-1,N-3,TS-3	Williamson	220	19
	PLOT SCALE = 10.0000' / in.	CHECKED -	REVISED -		SCALE: SHEET OF SHEETS STA. TO STA.			CONTRACT NO. 78216				
	PLOT DATE = 12/15/2011	DATE -	REVISED -		ILLINOIS FED. AID PROJECT							