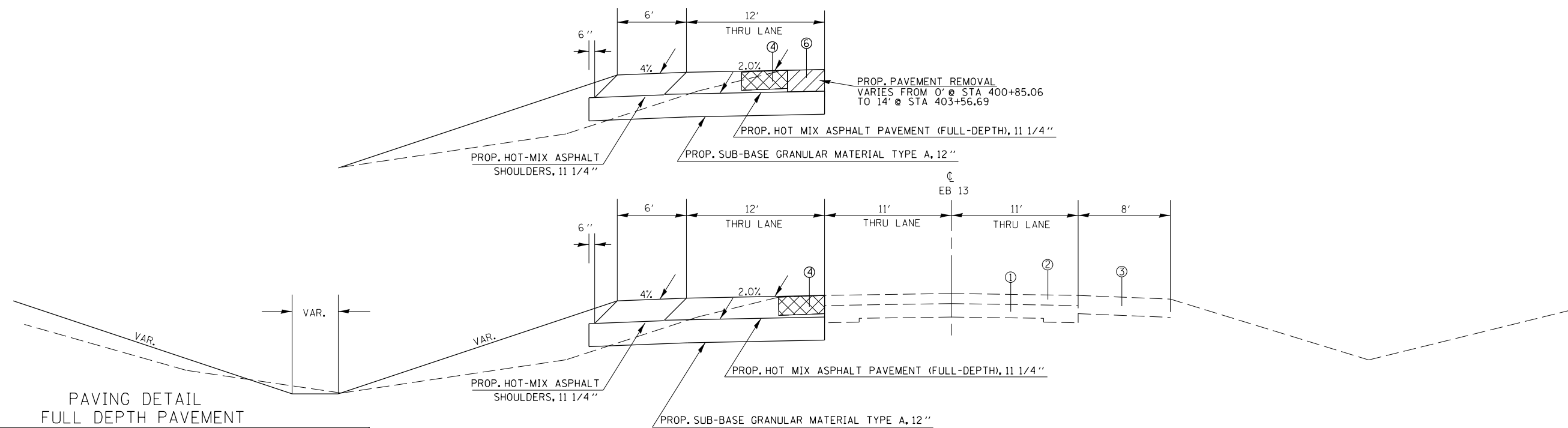
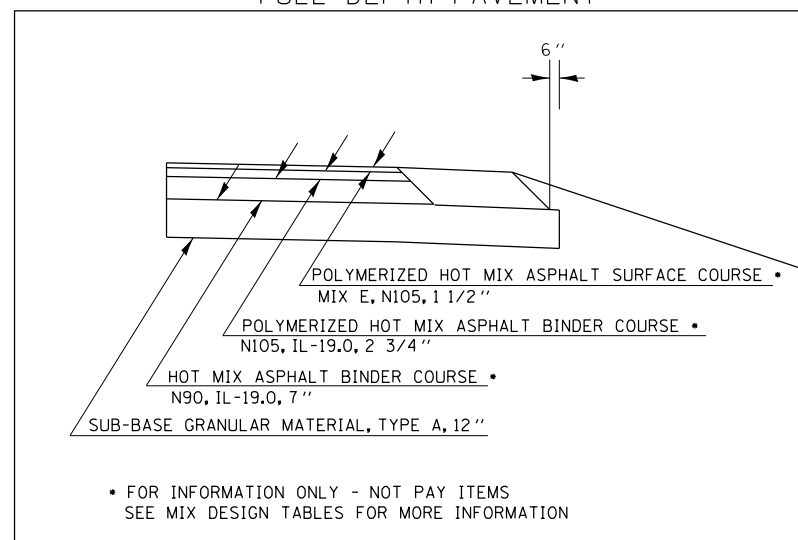


# TYPICAL SECTIONS



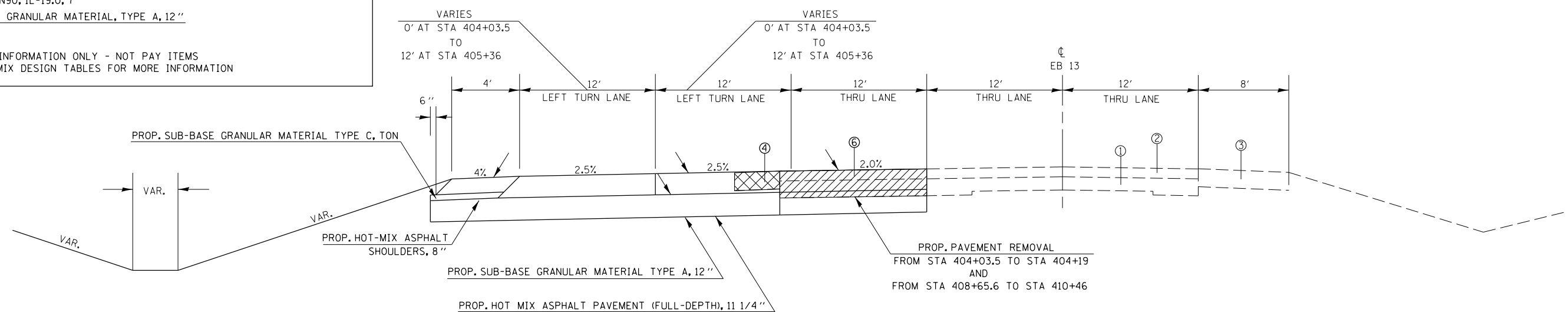
PAVING DETAIL  
FULL DEPTH PAVEMENT



• FOR INFORMATION ONLY - NOT PAY ITEMS  
SEE MIX DESIGN TABLES FOR MORE INFORMATION

TO BE USED:  
STA 393+91.44 TO STA 404+03.5

- ① EXIST. PCC PAVMENT
- ② EXIST. HOT-MIX PAVEMENT
- ③ EXIST. HOT-MIX ASPHALT SHOULDERS
- ④ PAVED SHOULDER REMOVAL
- ⑤ COMBINATION CURB AND GUTTER REMOVAL
- ⑥ PAVEMENT REMOVAL, 11"
- ⑦ MEDIAN REMOVAL
- ⑧ HOT-MIX ASPHALT SURFACE REMOVAL, 1-1/2"



TO BE USED:  
STA 404+03.5 TO STA 410+46

FILE NAME =	USER NAME = kellejkd	DESIGNED -	REVISED -	<b>STATE OF ILLINOIS DEPARTMENT OF TRANSPORTATION</b>	<b>TYPICAL SECTIONS - IL 13 EB</b>			F.A.P. RTE.	SECTION	COUNTY	TOTAL SHEETS	SHEET NO.
et:\pw\work\p\dot\kellejkd\0205725\78216-sht-misc.dgn		DRAWN -	REVISED -					331	(1-4)R-1,N-3,TS-3	Williamson	220	21
PLOT SCALE = 10.0000' / in.		CHECKED -	REVISED -		CONTRACT NO. 78216			ILLINOIS FED. AID PROJECT				
PLOT DATE = 12/15/2011		DATE -	REVISED -		SCALE:	SHEET	OF	SHEETS	STA.	TO	STA.	