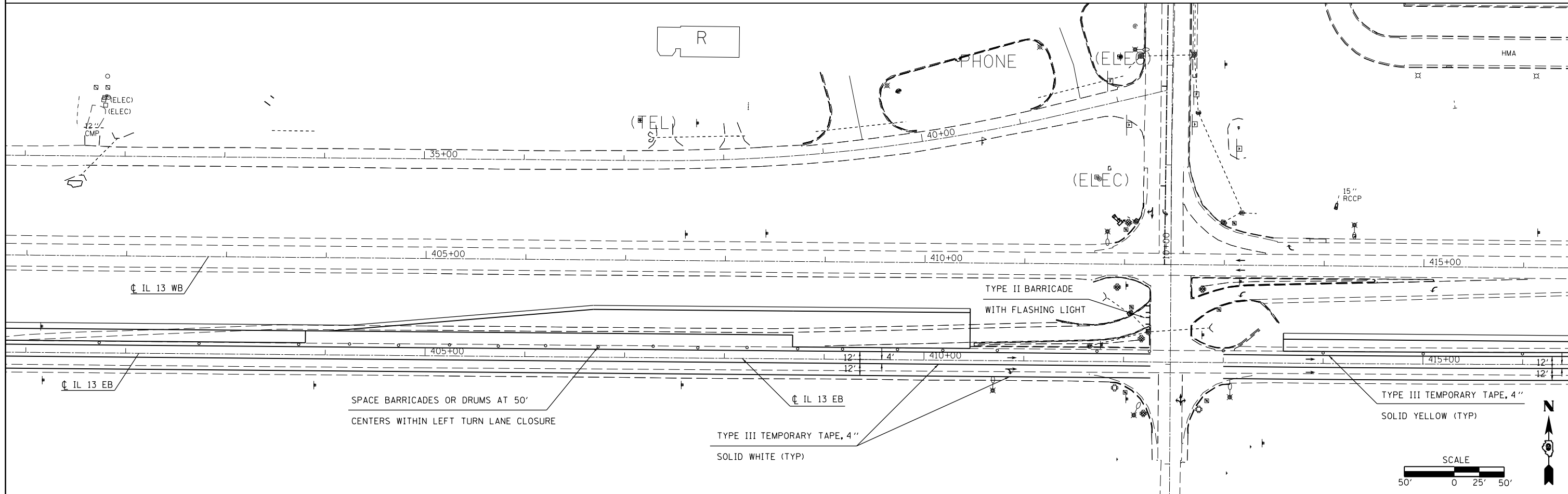
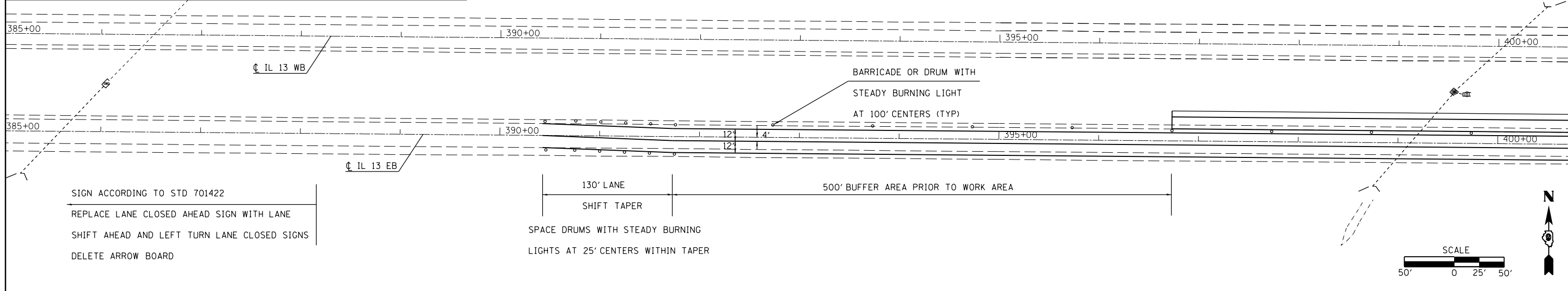
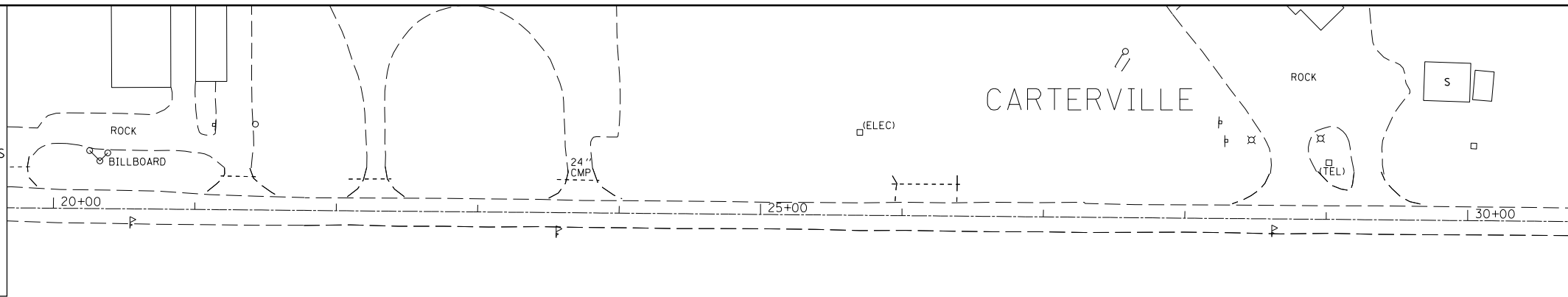


STAGE 1

1. REMOVE EXISTING PAVEMENT AND SHOULDER. CONSTRUCT HMA PAVEMENT AND SHOULDER.
2. SHIFT EB LANES AS SHOWN. A 2' OUTSIDE SHOULDER AND GREATER THAN A 3' CLEARANCE BETWEEN THE INSIDE EDGE OF PAVEMENT AND THE DROP OFF AREA IS REQUIRED AS A MINIMUM. REFER TO DROP-OFF PROTECTION CHART. IF THESE REQUIREMENTS AREN'T MET A LANE CLOSURE WILL BE REQUIRED AND A LANE RENTAL WILL BE CHARGED.
3. AN EB LEFT TURN LANE CLOSURE WILL ONLY BE ALLOWED FROM FRIDAY AT 6PM TILL MONDAY AT 6AM, A PENALTY WILL BE ASSESSED FOR EVERY HOUR OUTSIDE THIS WINDOW THAT THE TURN LANE IS CLOSED. SEE SPECIAL PROVISIONS.



FILE NAME =	USER NAME = kellekd	DESIGNED -	REVISED -
ei:\pw\work\p\idot\kellekd\0205725\78216-sht-staging.dgn		DRAWN -	REVISED -
	PLOT SCALE = 100.0000' / in.	CHECKED -	REVISED -
	PLOT DATE = 12/15/2011	DATE -	REVISED -

**STATE OF ILLINOIS
DEPARTMENT OF TRANSPORTATION**

**STAGING SHEET
STAGE 1**

SCALE: SHEET OF SHEETS STA. TO STA.

F.A.P. RTE.	SECTION	COUNTY	TOTAL SHEETS	SHEET NO.
331	(1-4)R-1,N-3,TS-3	Williamson	220	62
CONTRACT NO. 78216			ILLINOIS FED. AID PROJECT	