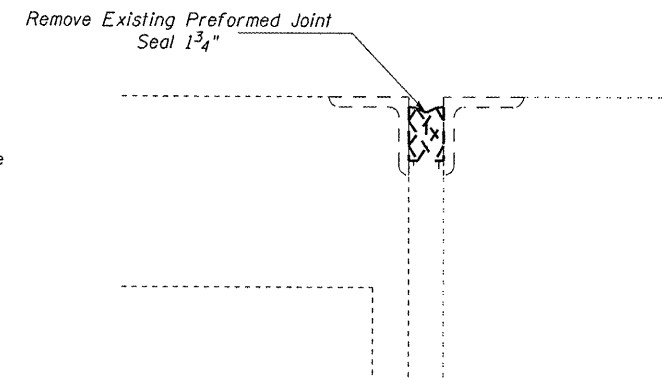
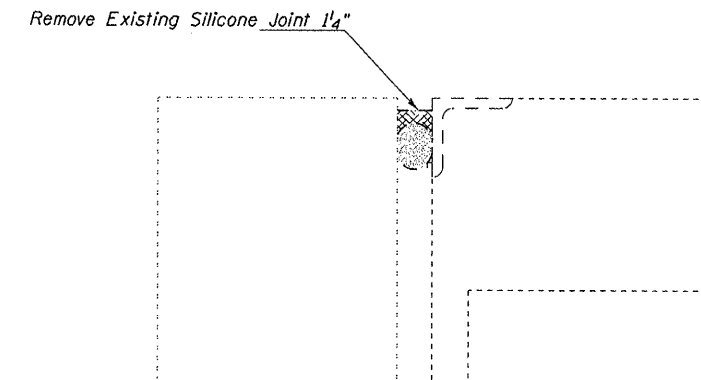


SECTION • ABUTMENTS

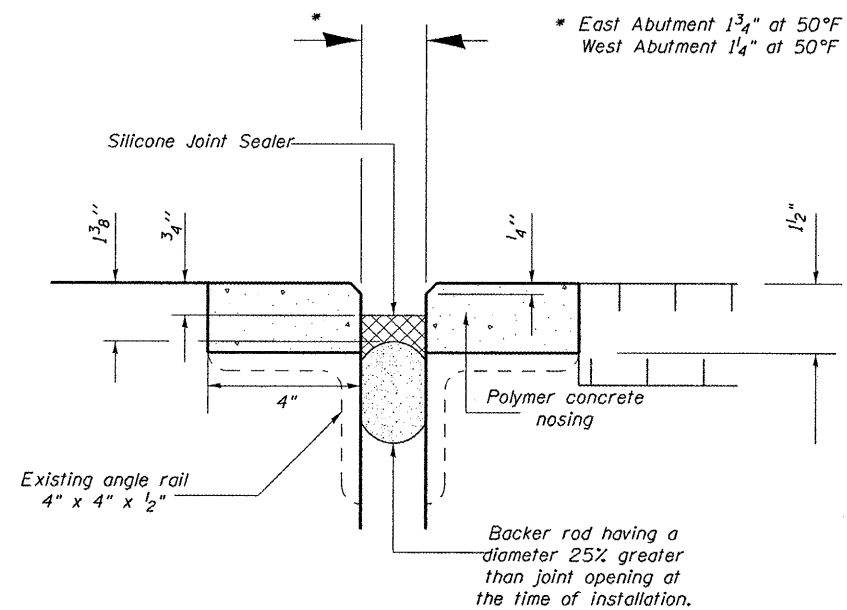
All welds shall be ground smooth from the existing angles prior to placing the polymer concrete nosing.
 Any broken or loose angle pieces shall be removed and the polymer nosing shall be bonded to the concrete.



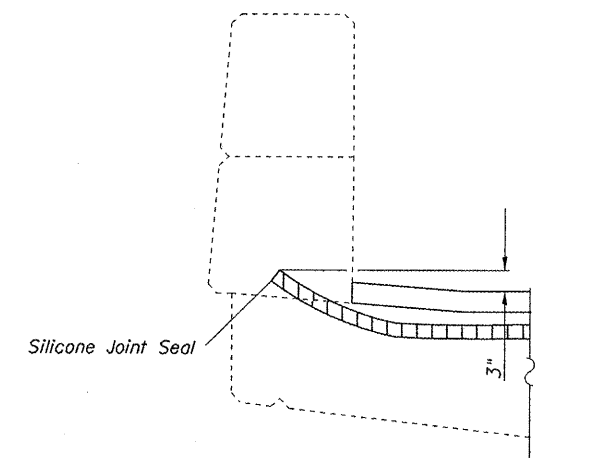
EXISTING JOINT • EAST ABUTMENT



EXISTING JOINT • WEST ABUTMENT



SILICONE JOINT SEALER DETAIL



TYPICAL END OF SEAL TREATMENT

FILE NAME =	USER NAME = #USER#	DESIGNED	REVISED -
01\pwwork\pwwid\lavenderba\0253199\03-0844bsmer-t-sh-t-plan.dgn		DRAWN	REVISED -
		CHECKED	REVISED -
		DATE	REVISED -

**STATE OF ILLINOIS
 DEPARTMENT OF TRANSPORTATION**

JOINT DETAILS SN 083-0044			
SCALE:	SHEET NO.	OF SHEETS	STA. TO STA.

F.A.P. RTE.	SECTION	COUNTY	TOTAL SHEETS	SHEET NO.
331	D9 CM BRIDGE REP 2012-2	SALINE	12	9
CONTRACT NO. 78246				
ILLINOIS FED. AID PROJECT				