STATE OF ILLINOIS

DEPARTMENT OF TRANSPORTATION

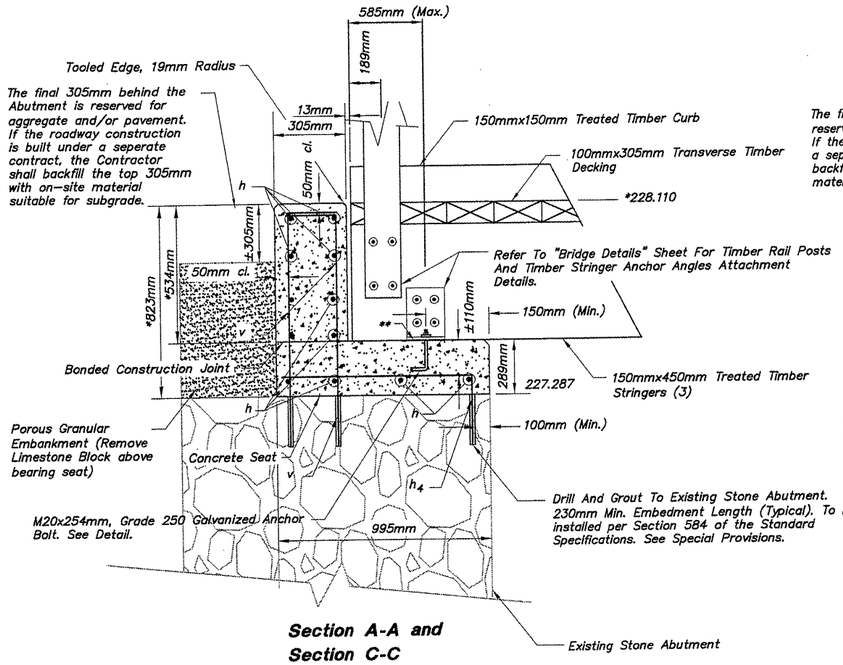

Section A-A and Section C-C

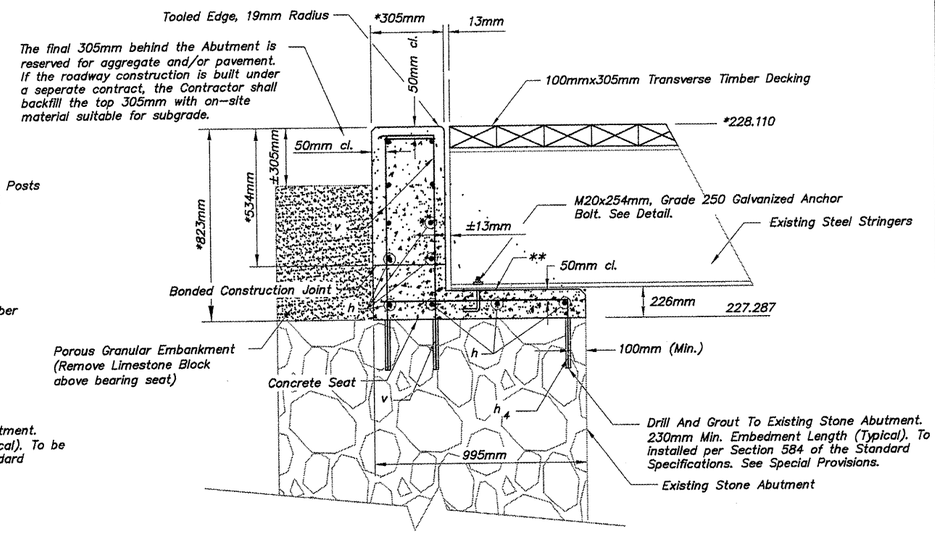

Section B-B

BILL OF MATERIAL

For Both Abutments

Bar	No.	Size	Length	Shape
h	24	#16	6.450m	——
h_4	44	#13	1.240m	___]
v	88	#13	1.200m	___]

Treated Timber Size	No.	Cu. M.
150mmX450mmX6.834m	3	1.384
100mmX305mmX3.700m	23	2.596
150mmX150mmX6.834m	4	0.308
50mmX150mmX3.658m	16	0.439
25mmX200mmX3.658m	4	0.073
150mmX150mmX0.394m	12	0.106
150mmX150mmX1.843m	12	0.498
Concrete Structures	Cu. M.	5.68
Reinforcement Bars	Kg	399
Drill and Grout Bars	Each	132
Anchor Bolts M20	Each	14

* The Concrete Abutment Backwall Above The Existing Stone Abutment Shall Be Cast After The Timber And Steel Stringers Have Been Set In-Place. Field Verify Dimension To Match Top Of Timber Deck.

** Provide 3mm Elastomeric Neoprene Leveling Pad According To The Material Properties Of Art. 1052.02 Of The IDOT Standard Specifications (Typ.). This Item Of Work Shall Not Be Paid For Separately But Shall Be Included With The Cast Of Concrete Structures.

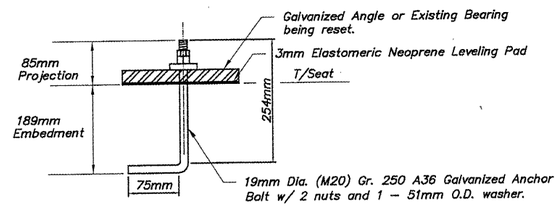

ANCHOR BOLT DETAIL

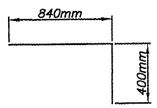

BAR h_4

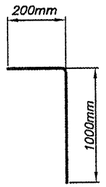

BAR v

CONCRETE SEAT DETAILS

NOT TO SCALE

BRIDGE DETAILS
BRIDGE 122
OVER A DITCH TRIBUTARY
TO THE PECATONICA RIVER
WINNEBAGO COUNTY
SECTION NO. 94-00267-00-BT
STATION 29+206.53

SHEET 3 OF 3

SHEET REVIEW	
AGENCY	DATE

REVISIONS		
NO.	ITEM	DATE

SCALE:	N/A
DRAWN BY:	REK
CHECKED BY:	JWH
DATE:	DECEMBER 12, 2011

McClure Engineering Associates, Inc.
7282 Argus Drive Rockford, Illinois 61107-6837
(815) 398-2332 FAX (815) 398-2496
Design Firm License: Illinois 184-000816
Copyright 2011 By McClure Engineering Associates, Inc.

BRIDGE NO. 122 DETAILS 2

PECATONICA PRAIRIE PATH

WINNEBAGO COUNTY HIGHWAY DEPARTMENT — SECTION 94-00267-00-BT

FILE:H:\10-042 WINN CO PEC PATH\DESIGN\DRAWINGS\BRIDGES\10-042 BI22.DWG — JOB:04-30-10-042