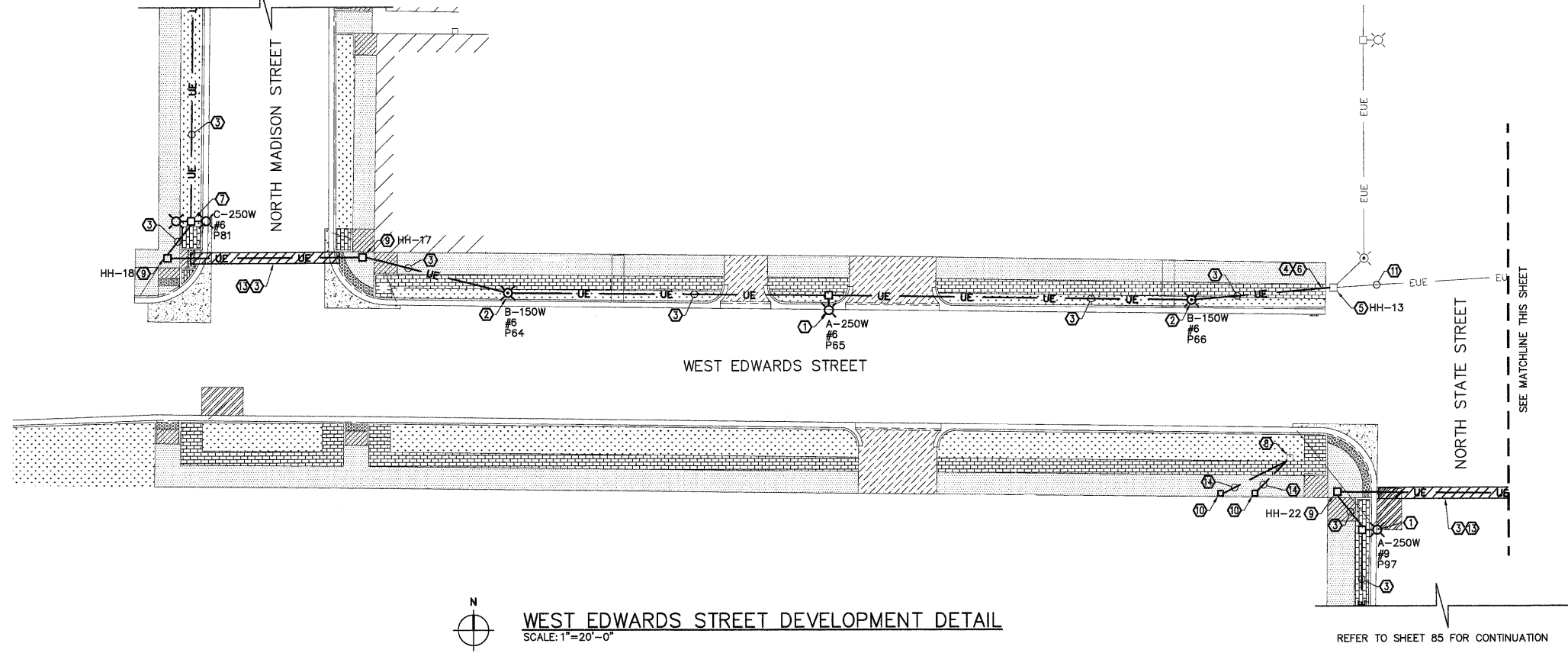


REFER TO SHEET B3 FOR CONTINUATION

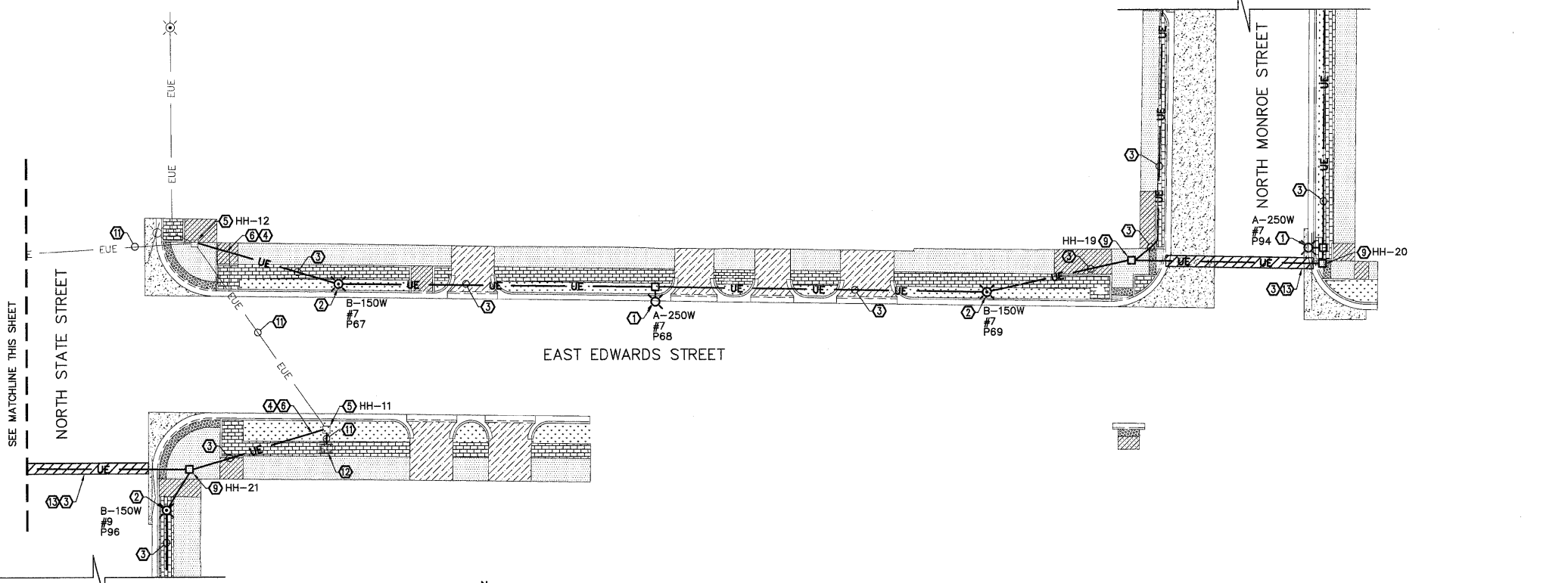


WEST EDWARDS STREET DEVELOPMENT DETAIL
SCALE: 1"=20'-0"

- GENERAL NOTES:**
- EXISTING OVERHEAD LINES REMOVED FROM DETAILS FOR CLARITY. CONTRACTOR RESPONSIBLE FOR LOCATING AND AVOIDING OVERHEAD LINES TO REMAIN WHILE PERFORMING SPECIFIED WORK.
 - REFER TO SHEET 91 AND 92 FOR ONE LINE ELECTRICAL LAYOUT DETAILS.
 - ALL PERSONNEL SHALL BE FULLY TRAINED IN THEIR RESPECTIVE DUTIES AS PART OF THE DIRECTIONAL BORING CREW AND IN SAFETY. TRAINING SHALL BE PROVIDED SPECIFIC TO THE PROJECT IF ANY POTENTIAL HAZARDS MAY BE ENCOUNTERED WHICH HAS NOT ALREADY BEEN INCLUDED IN PERSONNEL'S TRAINING.
 - CONTRACTOR SHALL NOTIFY ALL COMPANIES WITH UNDERGROUND UTILITIES IN THE WORK AREA VIA THE STATE OR LOCAL "ONE-CALL" TO OBTAIN UTILITY LOCATES. ONCE THE UTILITIES HAVE BEEN LOCATED CONTRACTOR SHALL PHYSICALLY IDENTIFY THE EXACT LOCATION OF THE UTILITIES BY VACUUM OR HAND EXCAVATION. WHEN POSSIBLE, IN ORDER TO DETERMINE THE ACTUAL LOCATION AND PATH OF ANY UNDERGROUND UTILITIES WHICH MIGHT BE WITHIN 20 FEET OF THE BORE PATH. CONTRACTOR SHALL NOT COMMENCE BORING OPERATIONS UNTIL THE LOCATION OF ALL UNDERGROUND UTILITIES WITHIN THE WORK AREA HAVE BEEN VERIFIED.
 - CONTRACTOR SHALL ADHERE TO ALL APPLICABLE STATE, FEDERAL AND LOCAL SAFETY REGULATIONS AND ALL OPERATIONS SHALL BE CONDUCTED IN SAFE MANNER. SAFETY MEETINGS SHALL BE CONDUCTED AT LEAST WEEKLY WITH A WRITTEN RECORD OF ATTENDANCE AND TOPIC SUBMITTED TO ENGINEER.
 - ALL EXCAVATIONS WILL BE BACKFILLED AND COMPACTED TO 95% OF ORIGINAL DENSITY.

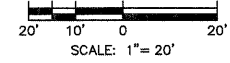
- KEYED NOTES:**
- DECORATIVE LIGHTING UNIT, TYPE "D2" - PROVIDE NEW LIGHT FIXTURE TYPE A WITH 250 WATT LAMP AND 120V RECEPTACLE. CONNECT LAMP AND RECEPTACLE TO NEW UNDERGROUND CIRCUITRY. REFER TO DETAIL 3/90 FOR ADDITIONAL DETAILS.
 - DECORATIVE LIGHTING UNIT, TYPE "D1" - PROVIDE NEW LIGHT FIXTURE TYPE B WITH 150 WATT LAMP AND 120V RECEPTACLE. CONNECT LAMP AND RECEPTACLE TO NEW UNDERGROUND CIRCUITRY. REFER TO DETAIL 4/90 FOR ADDITIONAL DETAILS.
 - PROVIDE NEW UNDERGROUND 2" PVC CONDUIT IN TRENCH. REFER TO DETAIL 2/90 FOR TRENCH DETAILS. REFER TO SHEETS 91 AND 92 FOR QUANTITY AND SIZE OF CONDUCTORS TO BE PROVIDED IN CONDUIT.
 - CONNECT NEW 2" PVC CONDUIT TO EXISTING CONDUIT TO REMAIN OR TO EXISTING HANDHOLE.
 - EXISTING HANDHOLE TO REMAIN.
 - EXISTING EMPTY CONDUIT TO REMAIN AND BE USED FOR EXTENSION OF ELECTRICAL CIRCUITS.
 - DECORATIVE LIGHTING UNIT, TYPE "D3" - PROVIDE NEW LIGHT FIXTURE TYPE C WITH DUAL 250 WATT LAMP AND 120V RECEPTACLE. CONNECT LAMP AND RECEPTACLE TO NEW UNDERGROUND CIRCUITRY. REFER TO DETAILS 3 AND 5/90 FOR ADDITIONAL DETAILS.
 - EXISTING UTILITY POLE TO REMAIN.
 - PROVIDE NEW COMPOSITE CONCRETE HANDHOLE. REFER TO DETAIL 1/90 FOR ADDITIONAL DETAILS.
 - SERVICE ENTRANCE RELOCATION #4 - EXISTING METER CABINET TO REMAIN.
 - PROVIDE NEW ELECTRICAL CONDUCTORS IN EXISTING CONDUIT TO REMAIN. REFER TO SHEETS 91 AND 92.
 - MODIFY EXISTING LIGHTING CONTROLLER - EXISTING MILBANK (MODEL #CP3B52C1XK22AOSP2) ELECTRICAL CONTROL BOX TO REMAIN. PROVIDE 12-NEW 20 AMP SINGLE POLE BREAKERS AND 4-NEW 20 AMP DOUBLE POLE BREAKERS IN EXISTING CONTROL BOX FOR NEW LIGHTING AND RECEPTACLES CIRCUITS. REFER TO SHEET 91.
 - DIRECTIONAL BORE (CONDUIT, BORED AND PULLED) UNDER STREET TO INSTALL NEW ELECTRICAL CONDUIT.
 - SERVICE ENTRANCE RELOCATION #4 - PROVIDE TWO SETS OF 3" PVC CONDUIT WITH (3) - #5/0 CONDUCTORS MOUNTED SECURELY TO UTILITY POLE PER AMEREN REQUIREMENTS. ROUTE EACH CONDUIT WITH CONDUCTORS UNDERGROUND FROM AERIAL SECONDARY WIRING (CONNECTION BY AMEREN) TO EACH EXISTING METER CABINET. REFER TO DETAIL 7/90.

REFER TO SHEET 84 FOR CONTINUATION



EAST EDWARDS STREET DEVELOPMENT DETAIL
SCALE: 1"=20'-0"

REFER TO SHEET 85 FOR CONTINUATION



NOV 28, 2011 3:40 PM MCDONOUGH Z:\11-059A\DRAWINGS\E2.3.DWG

McDonough-Whitlow, P.C.
Consulting Engineers & Land Surveyors
138 East Wood Street
Hillsboro, IL 62049
Phone: 217.532.9233
Fax: 217.532.6300

DRAWING DATE	10/14/11	REVISION		BY	DATE
DESIGNED BY	MJF				
DRAWN BY	GDD				
CHECKED BY	GWW				

STATE OF ILLINOIS
DEPARTMENT OF TRANSPORTATION

**ENLARGED ELECTRICAL DEVELOPMENT
DETAILS**

PROJECT NO.	11-095	FAU. RTE.	SECTION	COUNTY	TOTAL SHEETS	SHEET NO.
FILENAME	E2.3.dwg		10-00035-00-LS	Montgomery	92	82
DRAWING SCALE	1"=20'				CONTRACT NO.	93563
		FED. ROAD DIST. NO. -	ILLINOIS	FED. AID PROJECT		