F.A.P. RTE.	SECTION	COUNTY	TOTAL SHEETS	SHEET NO.
95	*	JASPER	546	278
STA.		TO STA.		
FED. ROAD DIST. NO.	ILLINOIS	FED. AID PROJECT		

*(5,6)Y,RS-2,6BR-7
CONTRACT NO. 94437

DESIGN		
INT.	DATE	REASON

PLOTS & CHECKS			
INT.	DATE	NO.	REASON

CHECKS		
INT.	DATE	REASON

CULVERT NO. 1
STA. 714+32.70
EXISTING 4′ X 2′ RC BOX CULVERT
0° SKEW

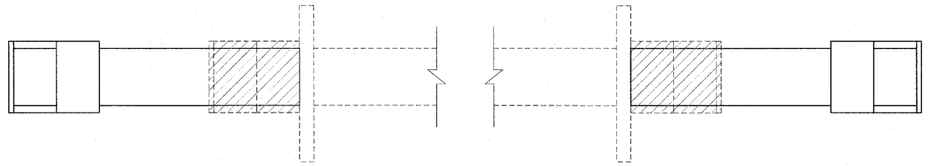

LEFT

PRECAST CONCRETE BOX CULVERT 4′ X 2′	-	14 FOOT
BOX CULVERT END SECTION, CULVERT NO. 1	-	1 EACH
REMOVAL OF EXISTING STRUCTURES NO. 1	-	½ EACH
EXPANSION BOLTS - ¾ INCH	-	10 EACH
REINFORCEMENT BARS	-	30 POUND
CONCRETE COLLAR	-	0.39 CY
POROUS GRANULAR BEDDING	-	3 CY
CUT	-	12 CY
FILL	-	3 CY
DESIGN FILL HEIGHT	-	< 2′

RIGHT

PRECAST CONCRETE BOX CULVERT 4′ X 2′	-	14 FOOT
BOX CULVERT END SECTION, CULVERT NO. 1	-	1 EACH
REMOVAL OF EXISTING STRUCTURES NO. 1	-	½ EACH
EXPANSION BOLTS - ¾ INCH	-	10 EACH
REINFORCEMENT BARS	-	30 POUND
CONCRETE COLLAR	-	0.39 CY
POROUS GRANULAR BEDDING	-	3 CY
CUT	-	26 CY
FILL	-	7 CY
DESIGN FILL HEIGHT	-	< 2′

CULVERT NO. 2
STA. 734+00.95
EXISTING 12′ X 3′ RC BOX CULVERT
0° SKEW

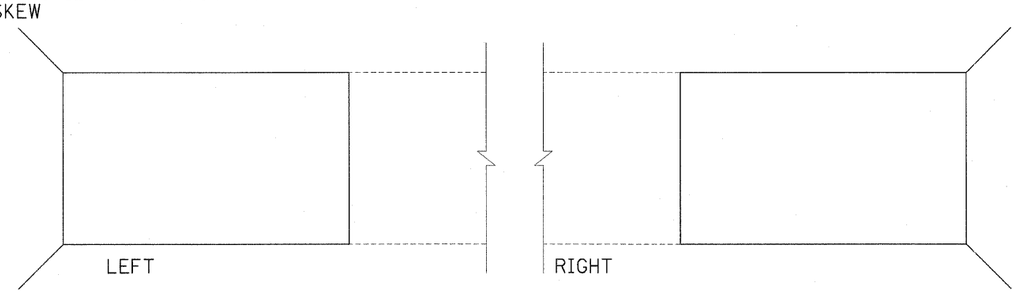

LEFT

CAST-IN-PLACE CONCRETE BOX CULVERT 12′ X 3′	-	19.3 CU. YD.
EXPANSION BOLTS - ¾ INCH	-	20 EACH
REINFORCEMENT BARS	-	4,500 POUNDS
POROUS GRANULAR BEDDING	-	5 CY
CUT	-	13 CY
FILL	-	14 CY
DESIGN FILL HEIGHT	-	< 2′

RIGHT

CAST-IN-PLACE CONCRETE BOX CULVERT 12′ X 3′	-	15.2 CU. YD.
EXPANSION BOLTS - ¾ INCH	-	20 EACH
REINFORCEMENT BARS	-	3,550 POUNDS
POROUS GRANULAR BEDDING	-	5 CY
CUT	-	25 CY
FILL	-	28 CY
DESIGN FILL HEIGHT	-	< 2′

CULVERT NO. 3
STA. 753+25.80
EXISTING 2′ X 2′ RC BOX CULVERT
WITH 30″ RCCP EXTENSION
0° SKEW

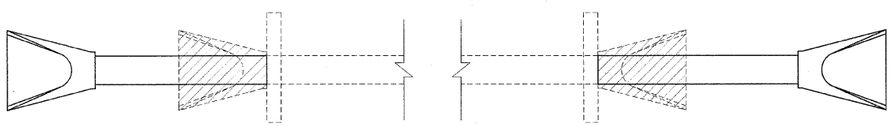

LEFT

PIPE CULVERTS, CLASS A, TYPE 1 30″	-	15 FOOT
PRC FLARED END SECTIONS 30″	-	1 EACH
CONCRETE COLLAR	-	0.47 CY
POROUS GRANULAR BEDDING	-	1 CY
CUT	-	8 CY
FILL	-	3 CY
REMOVE EXISTING FLARED END SECTION	-	1 EACH
EXPANSION BOLTS ¾ INCH	-	4 EACH

RIGHT

PIPE CULVERTS, CLASS A, TYPE 1 30″	-	15 FOOT
PRC FLARED END SECTIONS 30″	-	1 EACH
CONCRETE COLLAR	-	0.47 CY
POROUS GRANULAR BEDDING	-	1 CY
CUT	-	9 CY
FILL	-	4 CY
REMOVE EXISTING FLARED END SECTION	-	1 EACH
EXPANSION BOLTS ¾ INCH	-	4 EACH

CULVERT NO. 4
STA. 766+50.00
0° SKEW

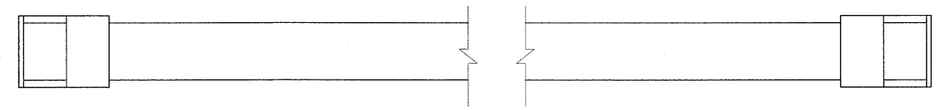

PRECAST CONCRETE BOX CULVERT 3′ X 2′	-	52 FOOT
BOX CULVERT END SECTION, CULVERT NO. 4	-	2 EACH
POROUS GRANULAR BEDDING	-	3 CY
PAVEMENT PATCHING, TYPE II 14 INCH	-	2 @ 11.6 SY
CUT	-	25 CY
FILL	-	3 CY
DESIGN FILL HEIGHT	-	< 2′

CULVERT NO. 5
STA. 766+97.29
EXISTING 3′ X 2′ RCBC
19° SKEW

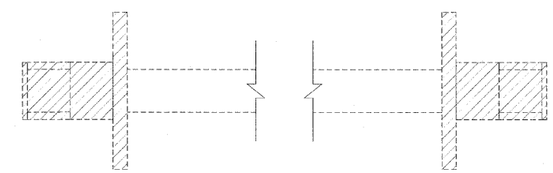

REMOVAL OF EXISTING STRUCTURES NO. 2	-	1 EACH
FILLING EXISTING CULVERTS	-	1 EACH

LEGEND

▨ - EXISTING ITEMS TO BE REMOVED

REVISIONS	
NAME	DATE

ILLINOIS DEPARTMENT OF TRANSPORTATION

CULVERT DETAILS

FAP ROUTE 95 (IL RTE. 33)
SECTION (5,6)Y,RS-2,6BR-7
JASPER COUNTY

SCALE: VERT. HORIZ.
DATE: 09/16/02

DRAWN BY: BISHOP
DESIGNED BY: COLBROOK
CHECKED BY: COLBROOK

GREENE & BRADFORD, INC.
OF SPRINGFIELD
CONSULTING ENGINEERS
3120 CONSTITUTION DRIVE
SPRINGFIELD, ILLINOIS 62707
PROFESSIONAL DESIGN FIRM NO. 184-000705
PROFESSIONAL ENGINEERING AND LAND SURVEYING CORPORATION
(217) 793-3994, (217) 793-6237 (FAX) E-MAIL - mail@greenebradford.com

COMPUTER FILE NO.
CULV_DET.DGN-1

PROJECT 01256
2/26/10-FAV