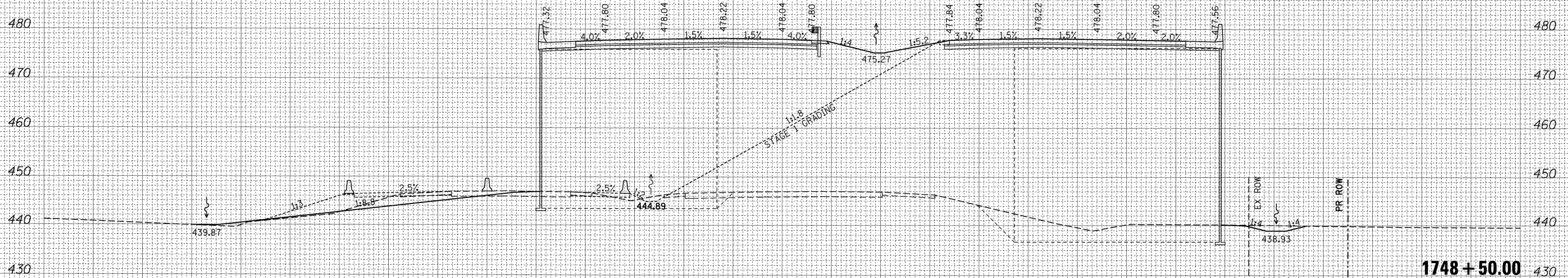
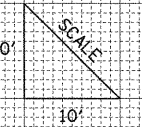
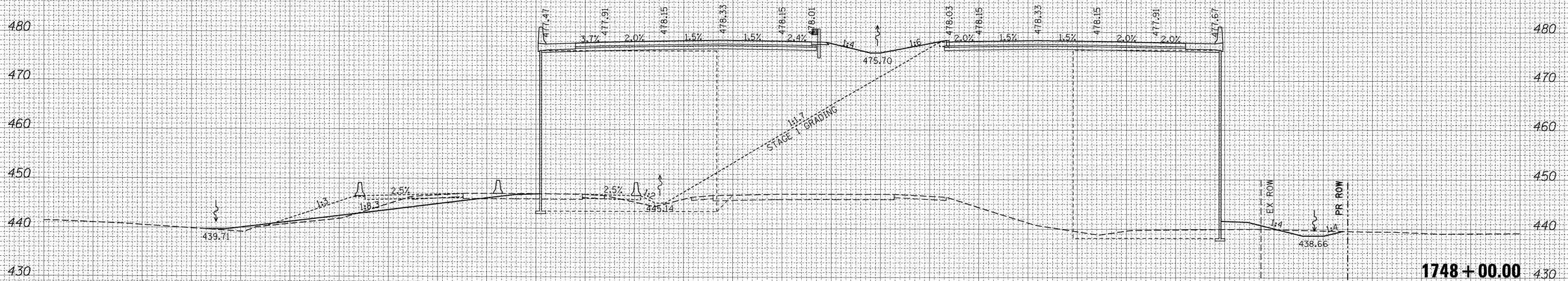


170 160 150 140 130 120 110 100 90 80 70 60 50 40 30 20 10 0 10 20 30 40 50 60 70 80 90 100 110 120 130



	STAGE 1	STAGE 2	SQ. FT	SQ. FT
EXCAVATION =	187.8	269.5		
EMBANKMENT =	1476.6	617.5		



	STAGE 1	STAGE 2	SQ. FT	SQ. FT
EXCAVATION =	57.6	251.9		
EMBANKMENT =	1887.4	634.5		

DATE	
BY	
FINAL SURVEY	
NO. OF SHEETS	
NOTE BOOK	
NO.	
AREAS CHECKED	

DATE	
BY	
ORIGINAL SURVEY	
NO. OF SHEETS	
NOTE BOOK	
NO.	
AREAS CHECKED	