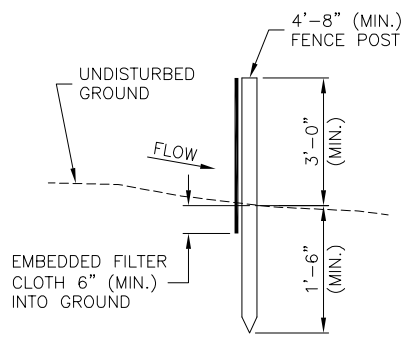
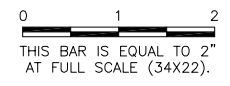
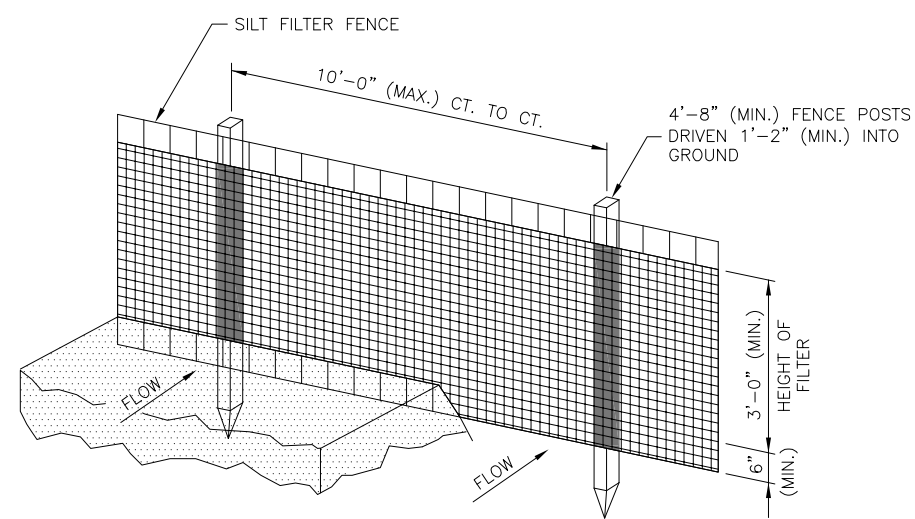


MH022

REVISIONS		
NUMBER	BY	DATE
△	JMW	2/21/12



SECTION



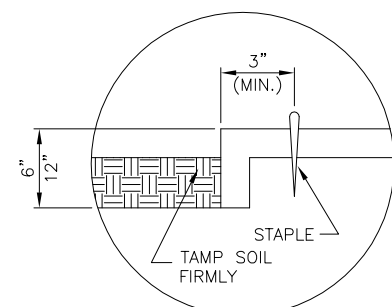
PERSPECTIVE VIEW

EROSION CONTROL FABRIC FENCE DETAILS

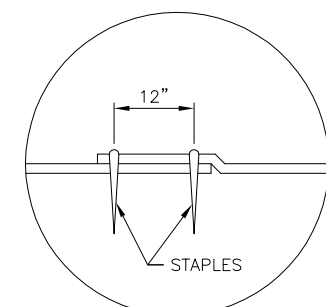
N.T.S.

EROSION CONTROL FABRIC FENCE NOTES

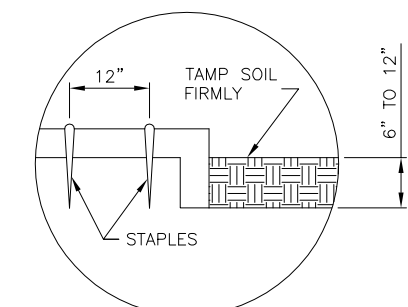
1. WOVEN WIRE FENCE TO BE FASTENED SECURELY TO FENCE POSTS WITH WIRE TIES OR STAPLES.
2. FILTER CLOTH TO BE FASTENED SECURELY TO WOVEN WIRE FENCE WITH TIES SPACED EVERY 2'-0" AT TOP AND MID SECTION.
3. WHEN TWO SECTIONS OF FILTER CLOTH ADJOIN EACH OTHER THEY SHALL BE OVERLAPPED BY 6" MINIMUM AND FOLDED.
4. MAINTENANCE SHALL BE PERFORMED AS NEEDED AND MATERIAL REMOVED WHEN "BULGES" DEVELOP IN THE SILT FENCE. MAINTENANCE, WHICH INCLUDES THE REPLACEMENT OF DAMAGED FENCE SHALL BE CONSIDERED INCIDENTAL TO THE COST OF THE EROSION CONTROL FENCE.



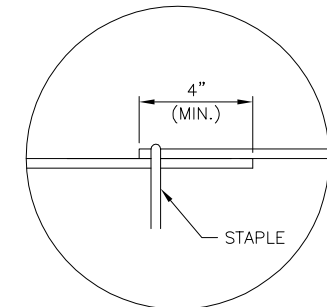
DETAIL 1 - TERMINAL FOLD



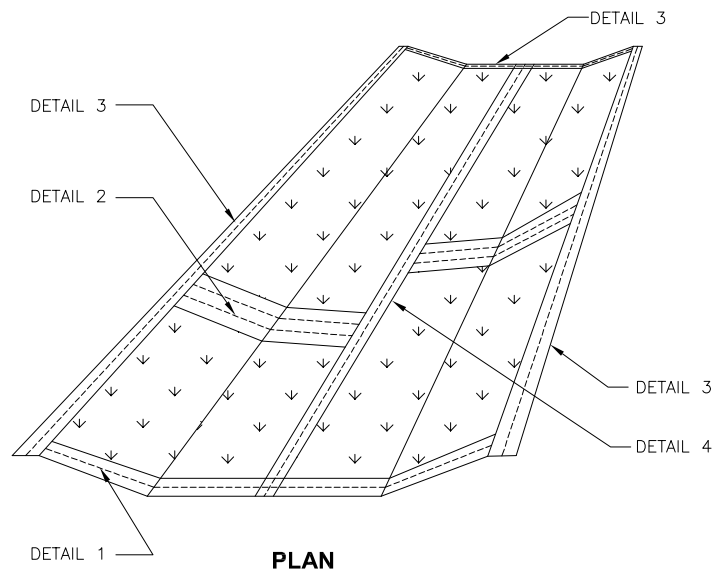
DETAIL 2 - JUNCTION SLOT



DETAIL 3 - ANCHOR SLOT



DETAIL 4 - LAP JOINT



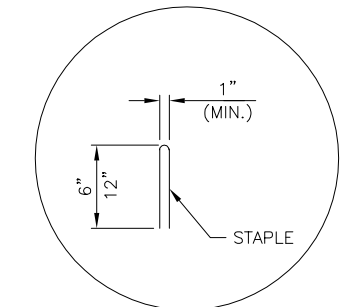
PLAN

EXCELSIOR BLANKET DETAILS

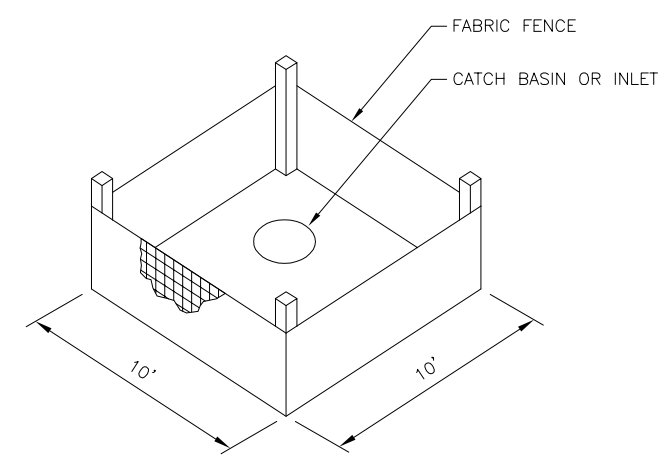
N.T.S.

EXCELSIOR BLANKET NOTES

1. STAPLES TO BE PLACED ALTERNATELY, IN COLUMNS APPROXIMATELY 2' APART AND IN ROWS APPROXIMATELY 3' APART.
2. EROSION CONTROL MATERIAL SHALL BE PLACED LOOSELY OVER GROUND SURFACE. DO NOT STRETCH.
3. ALL TERMINAL ENDS AND TRANSVERSE LAPS SHALL BE STAPLED AT APPROXIMATELY 12" INTERVALS.



DETAIL 5 - STAPLE DETAIL



INLET PROTECTION WITH FABRIC

N.T.S.

MT. HAWLEY AUXILIARY AIRPORT
 PEORIA, ILLINOIS

RUNWAY 18 EXTENSION
 EROSION CONTROL DETAILS

© Copyright CMT, Inc.



DESIGN BY:	CET/JMW
DRAWN BY:	CMT
CHECKED BY:	CET
APPROVED BY:	CET
DATE:	2/3/2012
JOB No:	11061-04-00
IL PROJ. NO.	3MY-4168
AIP PROJ. NO.	3-17-0079-B11
SHEET	28 OF 38 SHEETS

△
 ADDED MISSING SHEET