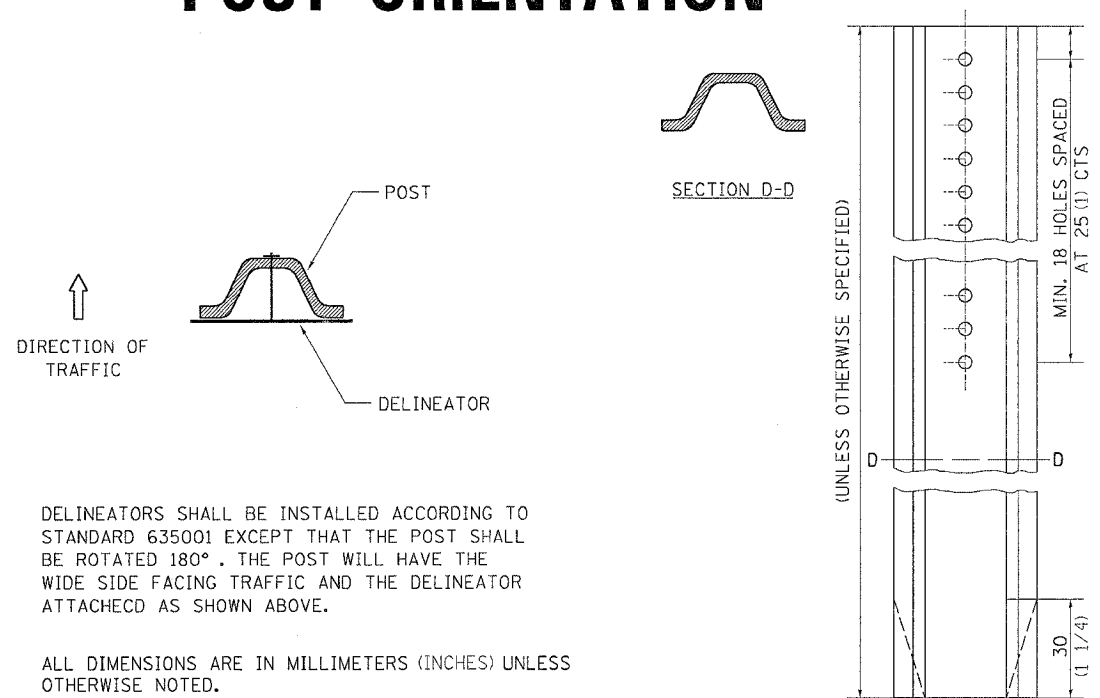


F.A.P. RTE.	SECTION	COUNTY	TOTAL SHEETS	SHEET NO.
308		WHITESIDE	47	42
STA.		TO STA.		
FED. ROAD DIST. NO.		ILLINOIS FED. AID PROJECT		
* 109BR-3 & 109BR-4				

DELINEATOR AND POST ORIENTATION



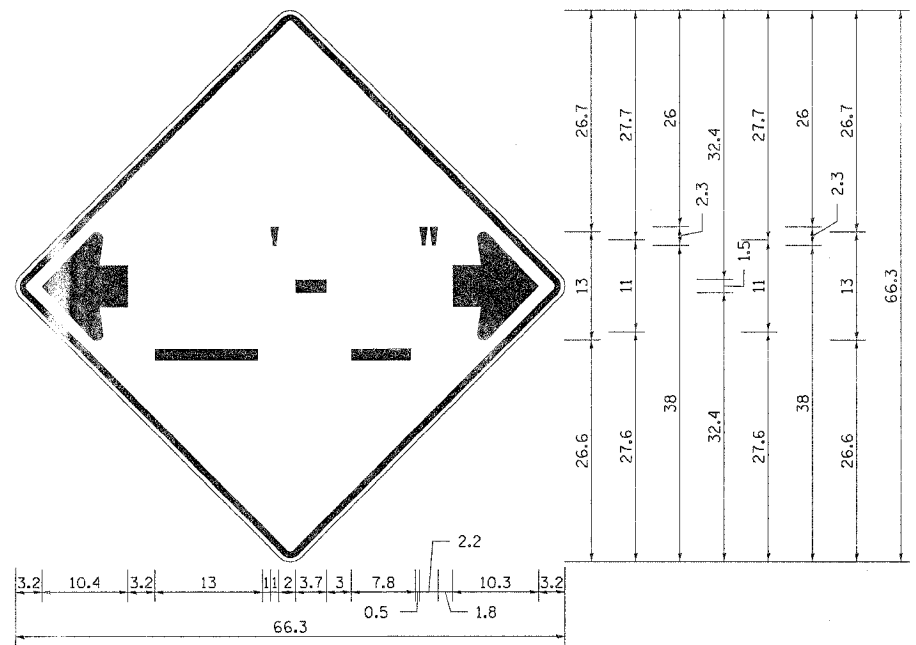
DELINEATORS SHALL BE INSTALLED ACCORDING TO STANDARD 635001 EXCEPT THAT THE POST SHALL BE ROTATED 180°. THE POST WILL HAVE THE WIDE SIDE FACING TRAFFIC AND THE DELINEATOR ATTACHED AS SHOWN ABOVE.

ALL DIMENSIONS ARE IN MILLIMETERS (INCHES) UNLESS OTHERWISE NOTED.

DELINEATOR AND POST ORIENTATION 37.4

REVISED 1-31-00

INFORMATIONAL WARNING SIGN (FOR NARROW TRAVEL LANES)



NOTES

W12-2 - Horizontal Clearance Sign
 48.0" across sides, 1.9" Radius,
 0.8" Border, 0.5" Indent, Black on
 Orange; Standard Arrow Custom
 10.4" X 8.1" 180° Black 11 Inch
 D Series Lettering; Standard Arrow
 Custom 10.4" X 8.1" 0°

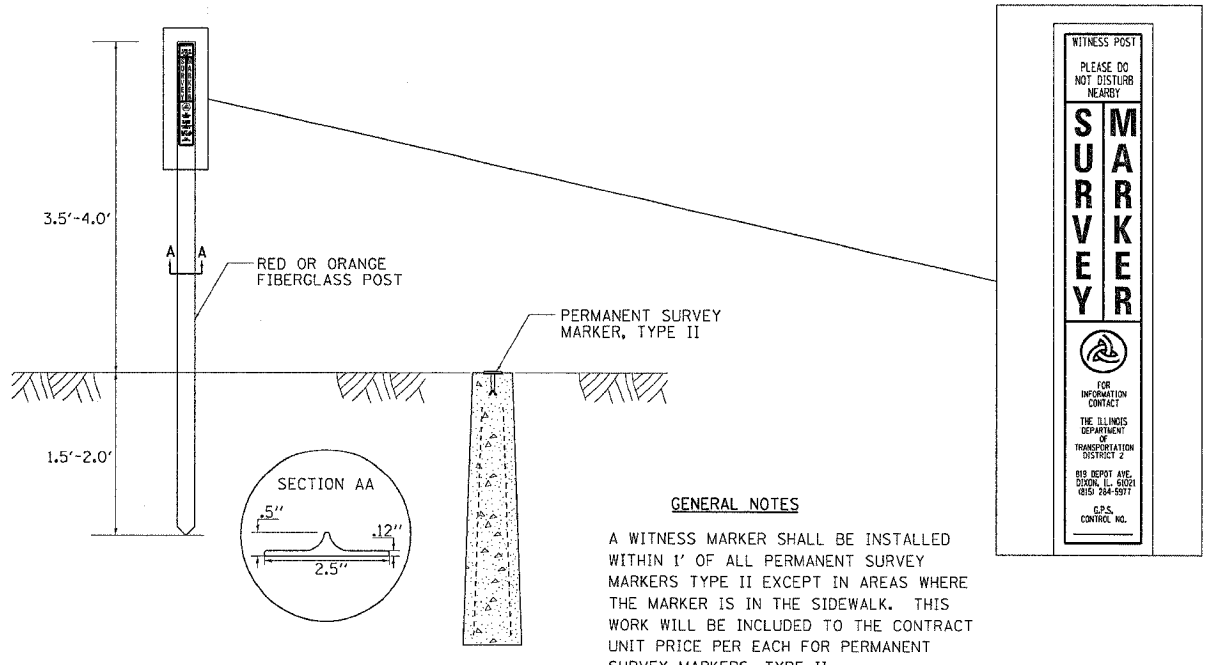
All work to furnish and install these signs shall be included in the cost of the Traffic Control Standards and shall not be paid for separately.

ALL DIMENSIONS ARE IN INCHES UNLESS OTHERWISE NOTED.

INFORMATIONAL WARNING SIGN (FOR NARROW TRAVEL LANES) 39.4

REVISED 6-29-05


WITNESS MARKER FOR PERMANENT SURVEY MARKERS TYPE II



WITNESS MARKER FOR PERMANENT SURVEY MARKERS TYPE II 38.4

REVISED 1-31-00

STOP LINE SIGN FOR TEMPORARY SIGNALS



SIZE: 600(24) x 450(18)

100(4) CAPITAL LETTERS - BLACK

13 (1/2) BORDER - BLACK

WHITE REFLECTIVE - TYPE B ENGINEERING GRADE SHEETING

GENERAL NOTE:

THIS SIGN SHALL BE INSTALLED AT THE STOP LINE AS DIRECTED BY ENGINEER.

ALL DIMENSIONS ARE IN MILLIMETERS (INCHES) UNLESS OTHERWISE NOTED.

STOP LINE SIGN FOR TEMPORARY SIGNALS 99.4

REVISED 8-7-90

PLOT DATE = The Dec 21 10:36:54 2005
 PLOT NAME = 109BR-3 & 109BR-4.dgn
 PLOT SCALE = 50.0000 / 1 IN.
 REFERENCE = REF#