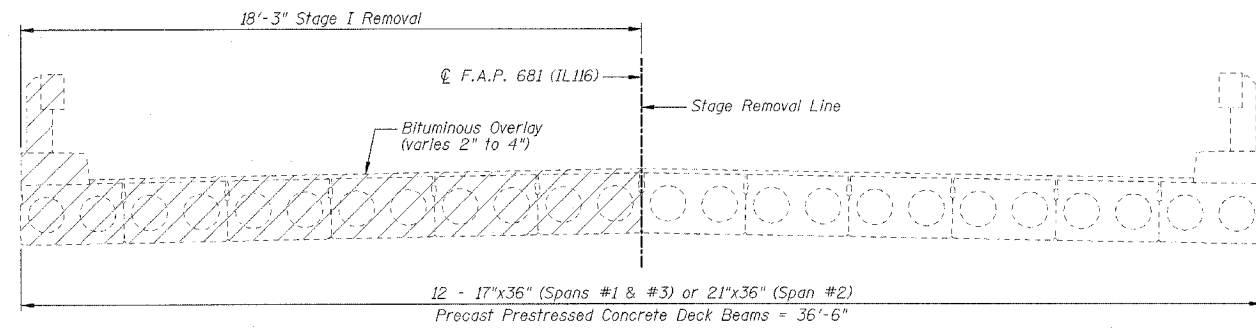


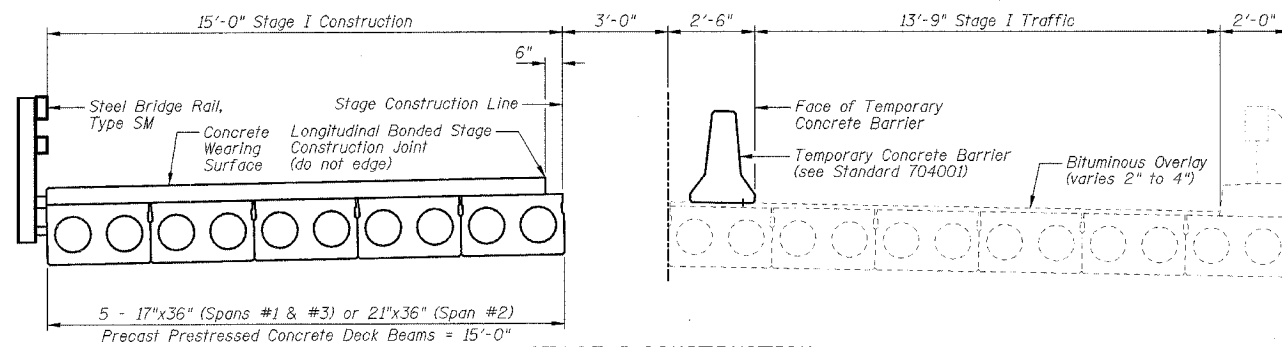
STATE OF ILLINOIS
DEPARTMENT OF TRANSPORTATION

F.A.P. RTE.	SECTION	COUNTY	TOTAL SHEETS	SHEET NO.
681	113BR-2	LIVINGSTON	47	15
STA.	TO STA.			
FED. ROAD DIST. NO.	ILLINOIS	FED. AID PROJECT		

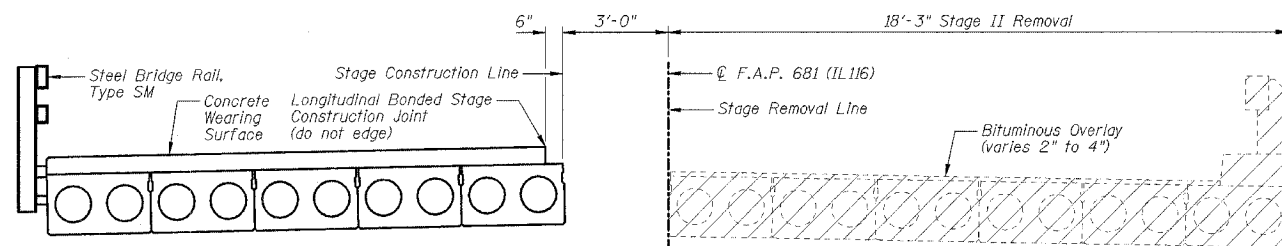
SHEET NO. B3
OF 31 SHEETS



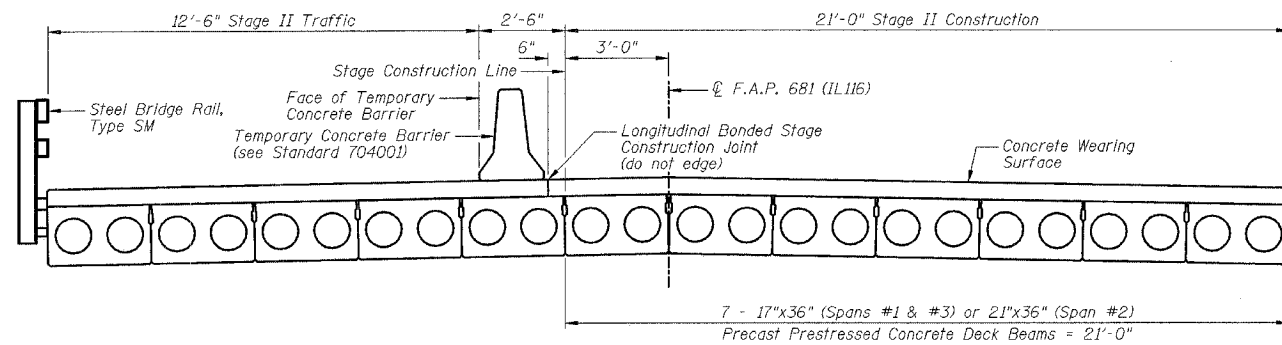
STAGE I REMOVAL
(Looking East)



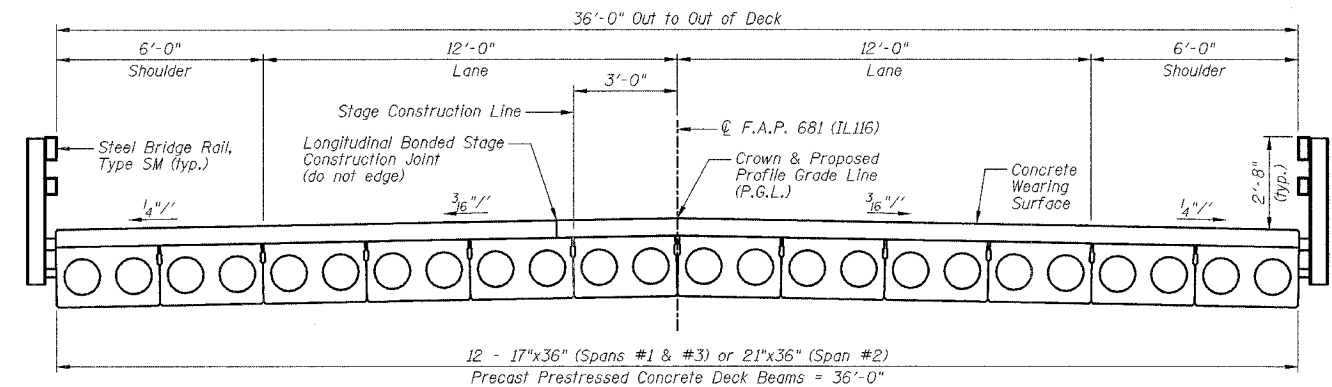
STAGE I CONSTRUCTION
(Looking East)



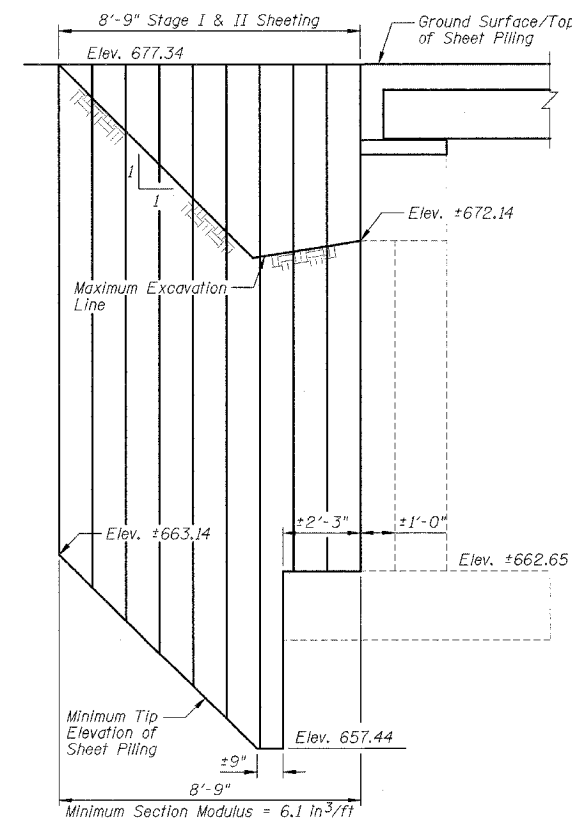
STAGE II REMOVAL
(Looking East)



STAGE II CONSTRUCTION
(Looking East)



CROSS SECTION
(Looking East)



TEMPORARY SHEET PILING DETAIL

BILL OF MATERIAL

Item	Unit	Quantity
Temporary Sheet Piling	Sq. Ft.	292

NOTES:

- 1.) Hatched area indicates "Removal of Existing Superstructures".
- 2.) For Temporary Concrete Barrier, see Sheet B4. See Roadway Plans for quantities.
- 3.) If the Contractor chooses to alter the temporary catwalked sheet piling design requirements shown on the plans, a design submittal including plan details and calculations will be required for review and acceptance by the Engineer.
- 4.) The Contractor shall connect the first sheet to the existing abutment wall to ensure stability of sheets driven to the top of the existing footing. This connection shall be reviewed and accepted by the Engineer and included in the cost for "Temporary Sheet Piling".
- 5.) Temporary Concrete Barrier shall be anchored into the existing bituminous surface and shall not be anchored into the proposed concrete wearing surface.

REVISIONS	
NAME	DATE

ILLINOIS DEPARTMENT OF TRANSPORTATION
STAGE CONSTRUCTION
F.A.P. 681 (IL116) OVER FELKY SLOUGH
SECTION 113BR-2
LIVINGSTON COUNTY
STATION 436+75.00
STRUCTURE NO. 053-0075
DESIGNED BY: JML
DRAWN BY: DJM
DATE: 12/09/05
CHECKED BY: MSW