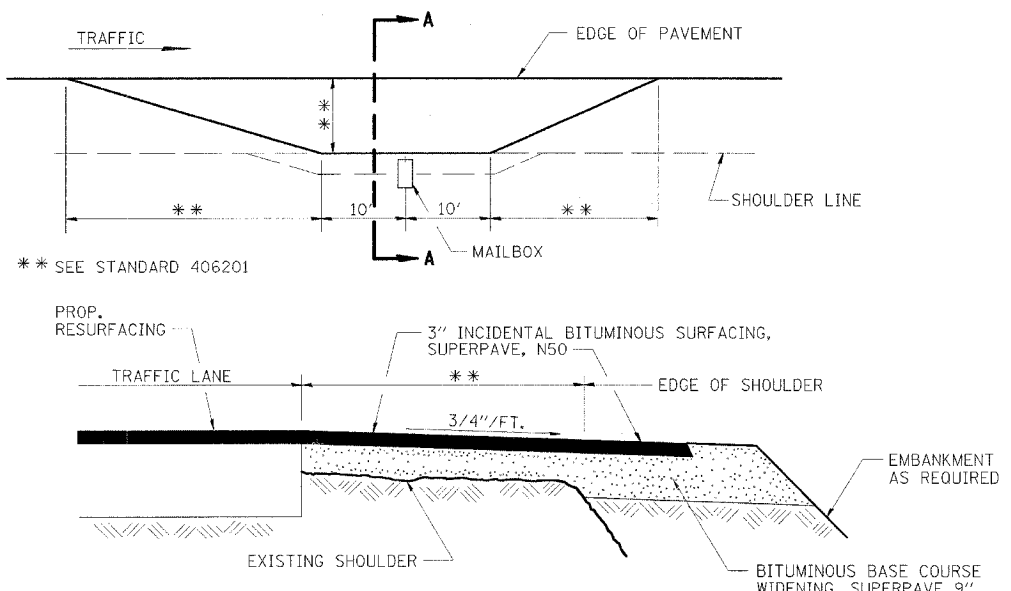
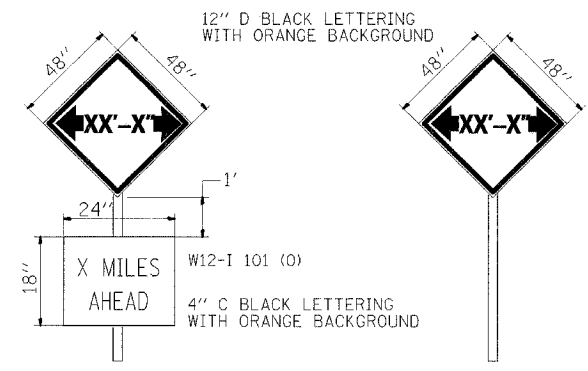


F.A.P. RTE.	SECTION	COUNTY	TOTAL SHEETS	SHEET NO.
681	113BR-2	LIVINGSTON	47	44
STA.		TO STA.		
FED. ROAD DIST. NO.	ILLINOIS	FED. AID PROJECT		



**SECTION A-A  
MAILBOX TURNOUT DETAILS** **406-1**

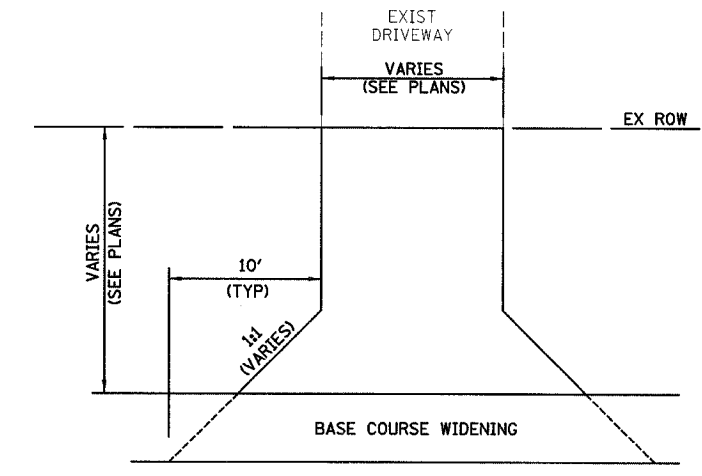


TO BE POST MOUNTED AS SHOWN ELSEWHERE IN THE PLANS.

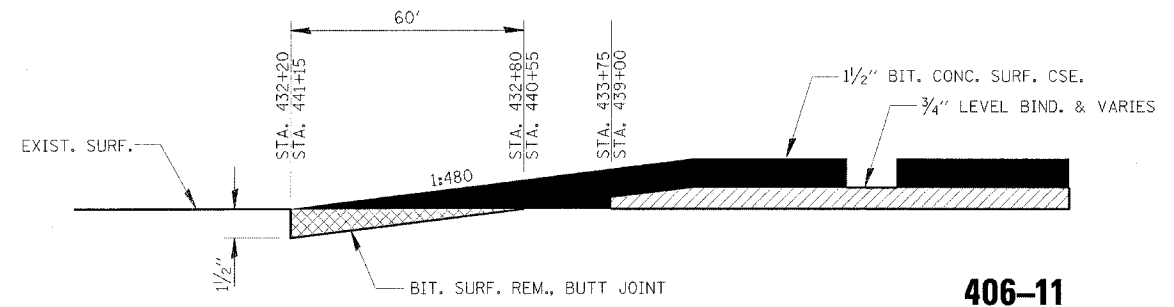
THE ENGINEER WILL NOTIFY DISTRICT 3 BUREAU OF OPERATIONS 14 CALENDAR DAYS PRIOR TO INSTALLING ANY TRAFFIC CONTROL DEVICES THAT WILL RESTRICT THE PAVEMENT WIDTH.

THE CONTRACTOR SHALL BE RESPONSIBLE FOR COORDINATING WITH THE ENGINEER TO MEET THIS REQUIREMENT.

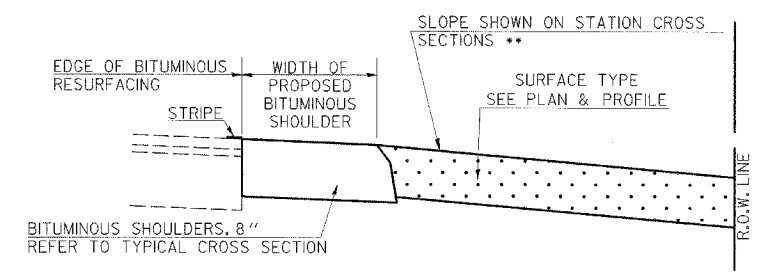
**WIDTH RESTRICTION SIGNING DETAILS** **702-5**



**PLAN VIEW  
PROPOSED BITUMINOUS  
DRIVEWAY - 3\"/>**



**BITUMINOUS DETAIL AT BUTT JOINTS** **406-11**

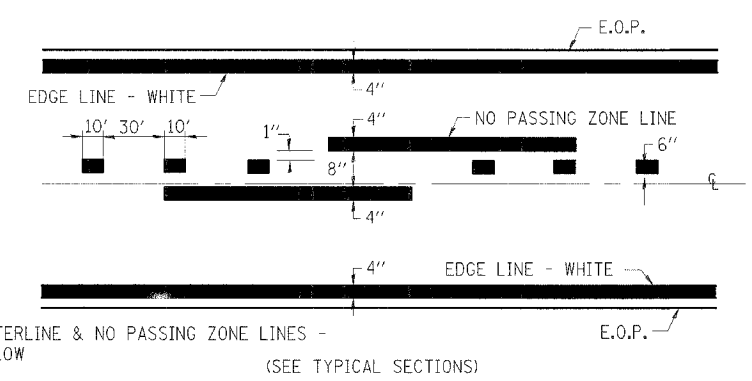


INCIDENTAL BITUMINOUS SURFACING, SUPERPAVE, N50 3"  
BITUMINOUS CONCRETE BASE COURSE WIDENING, SUPERPAVE 9"

**GENERAL NOTES**

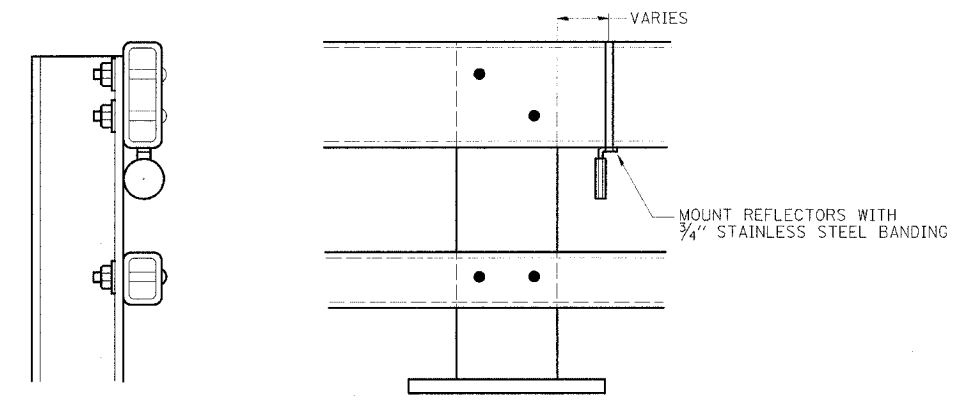
1. THE EXISTING SURFACE SHALL BE PREPARED IN ACCORDANCE WITH SECTION 408 OF THE STANDARD SPECIFICATIONS.
2. ANY NECESSARY WORK BEHIND THE BITUMINOUS SHOULDER SHALL BE AS SHOWN IN THE PLANS AND/OR AS DIRECTED BY THE ENGINEER.
3. ENTRANCE SIDE SLOPES SHALL BE CONSTRUCTED TO 1:4 SLOPES, UNLESS OTHERWISE SHOWN.

\*\* MIN. SLOPE = 1%  
MAX. SLOPE = 12%



CENTERLINE & NO PASSING ZONE LINES - YELLOW  
(SEE TYPICAL SECTIONS)

**PAVEMENT MARKING** **780-8**



**NOTES:**

1. REFLECTORS SHALL MEET THE REQUIREMENTS OF ARTICLE 1097.03 OF THE STANDARD SPECIFICATIONS.
2. FURNISHING AND INSTALLING THE COMPLETE REFLECTOR UNIT WILL BE PAID AT THE CONTRACT UNIT PRICE EACH FOR GUARD RAIL MARKERS.

**REFLECTOR MOUNTING  
DETAIL FOR STEEL RAIL** **630-7**

REVISIONS	
NAME	DATE

ILLINOIS DEPARTMENT OF TRANSPORTATION  
DISTRICT DETAILS AND  
MISCELLANEOUS DETAILS  
F.A.P. 681 (IL116) OVER FELKY SLOUGH  
SECTION 113BR-2  
LIVINGSTON COUNTY

DATE: 12/09/05  
DRAWN BY: JJO  
CHECKED BY: MSW