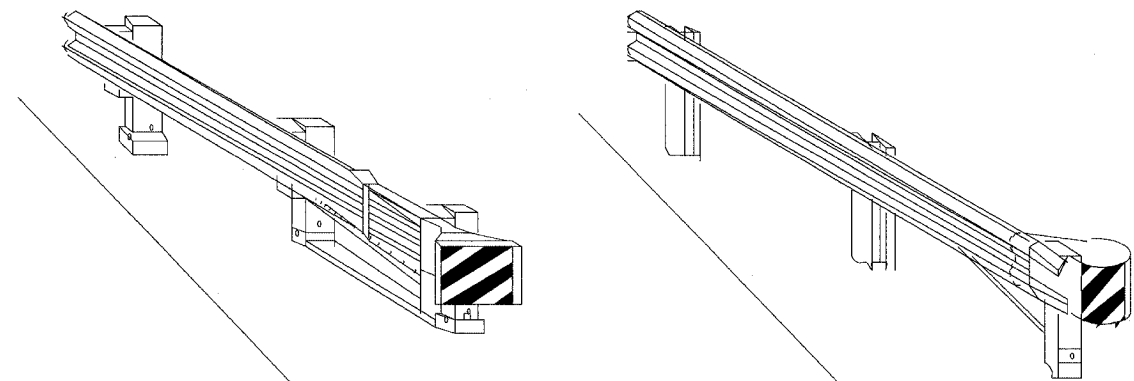
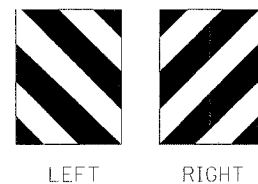
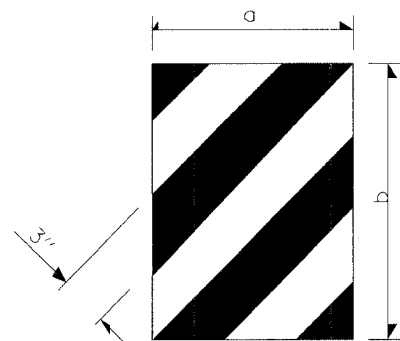


F.A.P. RTE.	SECTION	COUNTY	TOTAL SHEETS	SHEET NO.
840	136 BR-1	IROQUOIS	45	36
STA. TO STA.		ILLINOIS FED. AID PROJECT		



CASE I

CASE II



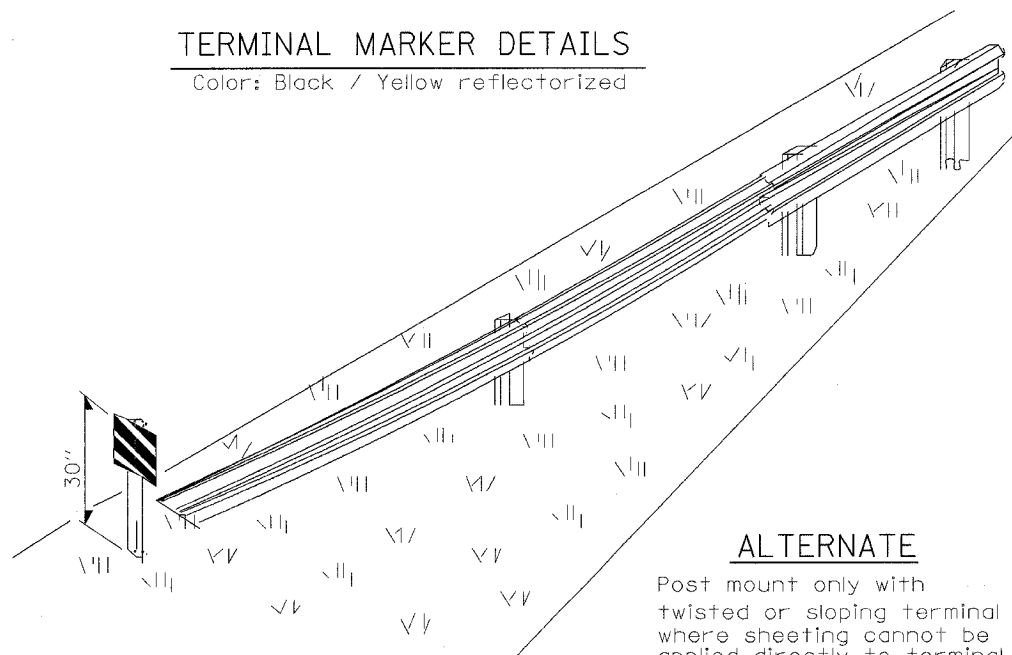
LEFT RIGHT

DIMENSION	CASE I *	CASE II
a	15	18
b	20	16

*Minimum of 300 in²

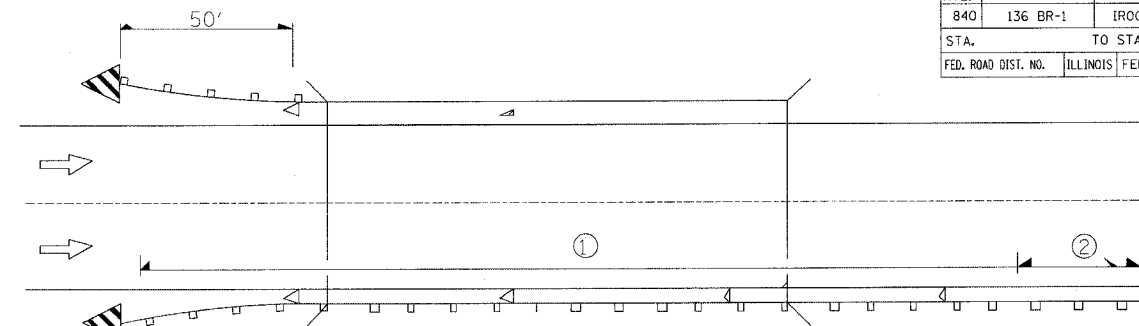
TERMINAL MARKER DETAILS

Color: Black / Yellow reflectorized



ALTERNATE

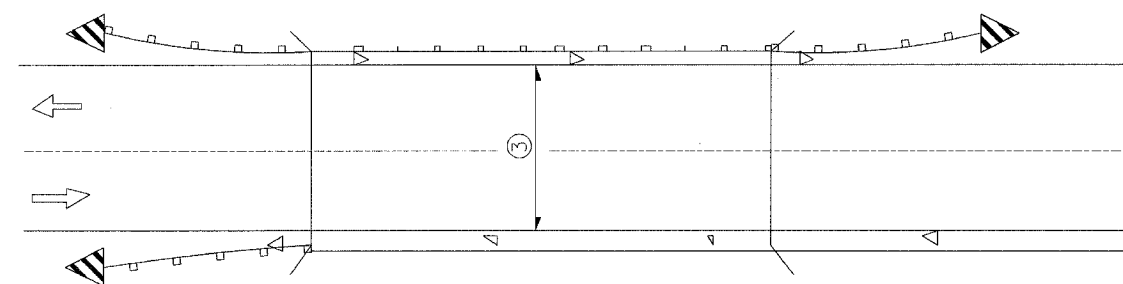
Post mount only with twisted or sloping terminal where sheeting cannot be applied directly to terminal.



① Spacing 80 ft max. for first 400 ft or curve spacing shown in Standard 635001, whichever is less (min. 4 reflectors regardless of length).

② After 400 ft, transition to normal delineator spacing shown in Standard 635001, and continue as required.

ONE-WAY TRAFFIC

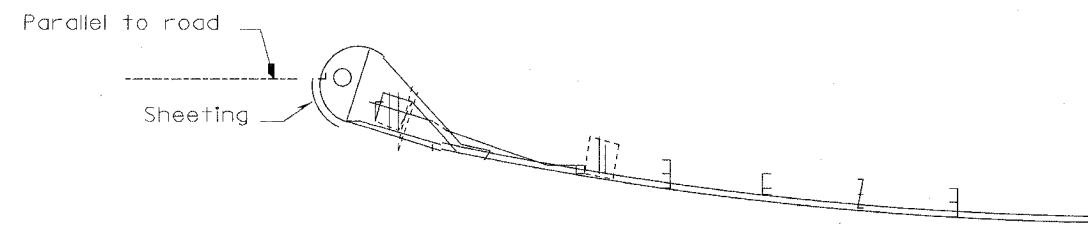


③ Bidirectional silver/silver should be used in lieu of monodirectional silver on both sides of two-lane bridges where the pavement is less than 24" wider than the pavement approaching the bridge.

- ◁ Monodirectional silver
- ▷ Monodirectional amber
- ▤ Terminal Marker - Black/Yellow Left or Right as appropriate

TWO-WAY TRAFFIC

GUARDRAIL / BARRIER WALL / BRIDGE RAIL REFLECTORS



SHEETING POSITION: CASE II

635-1

PLOT DATE = 12/21/2005
 FILE NAME = J:\63236\63236-112-dr-awing\SPLW012.dgn
 PLOT SCALE = 50:20000 / 1"=100'
 REVISIONS =
 OPERATOR = mchallie

REVISIONS	
NAME	DATE

ILLINOIS DEPARTMENT OF TRANSPORTATION
DETAILS

FAP RTE 840 (IL RTE 49)
 SECTION 136 BR-1
 IROQUOIS COUNTY

SCALE: VERT. _____
 HORIZ. _____
 DATE 11/01/05

DRAWN BY SUTHEARD
 CHECKED BY BOTI

GREENE & BRADFORD, INC.
 OF SPRINGFIELD
 REGISTERED PROFESSIONAL ENGINEERS
 ILLINOIS LICENSE NO. 0212-0001
 PROFESSIONAL SEAL FILE NO. 02-0001
 601 755-8840 875 755-1011 FAX 618-755-8840

COMPUTER FILE NO.
 SPLW012
 PROJECT 03236 W012
 11/01/05-MDS