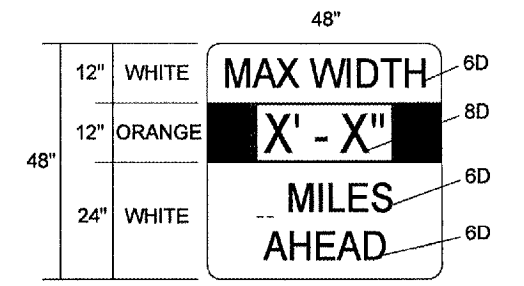
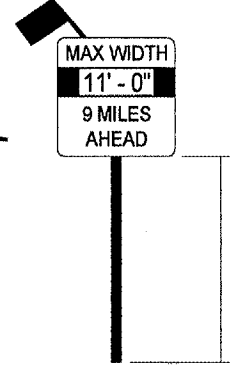


US 67

IL 101



500'

500'

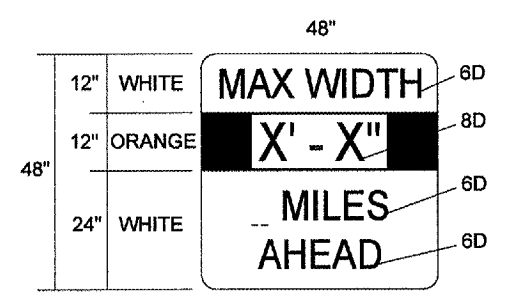
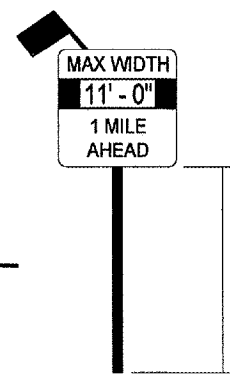
IL 101

IL 101

IL 99



W12-2(0)-48



(NOT TO SCALE)

MAX WIDTH SIGNING  
 FAP 713 (IL 101)  
 SECTION (120BR)I-1  
 SCHUYLER COUNTY