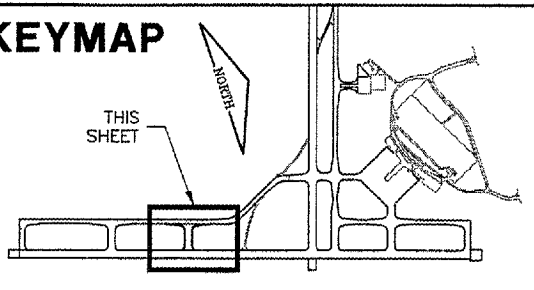
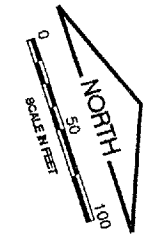


**KEYMAP**

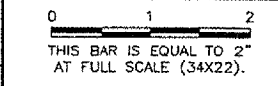


**BL059**

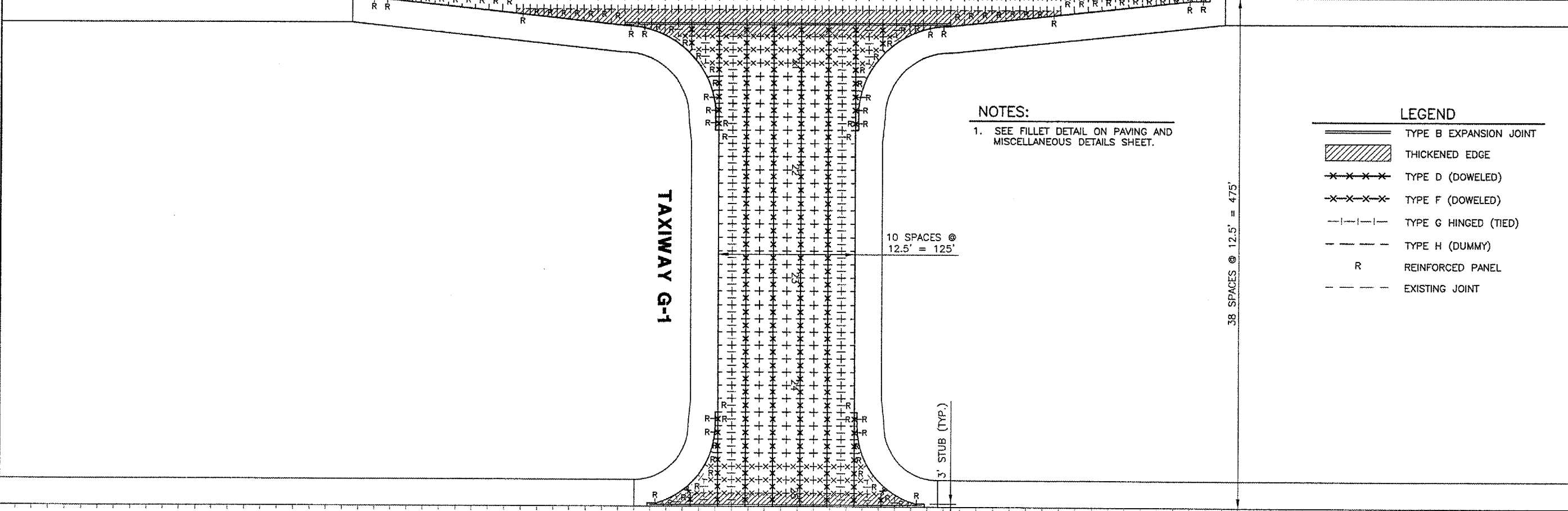
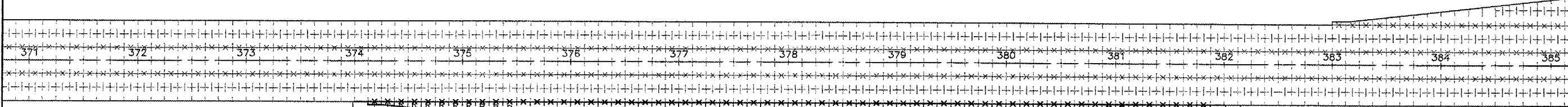


K:\Bloomington\0508503\Draw\Sheets\  
 FILE: 10\_JNTPLAN.dwg  
 LAYOUT: Jointing Plan  
 UPDATE BY: adraughan  
 SURVEY BOOK #  
 DATE: Thu 1/12/06 10:07am  
 XREF DWG: CL\_STA.dwg  
 CirInfo.dwg  
 KEY.dwg  
 BASE\_JOINTS.dwg  
 BASE\_EXISTGEO.dwg  
 BASE\_PROPGEO.dwg  
 BASE\_EXISTJOINTS.dwg

REVISIONS		
NUMBER	BY	DATE



**TAXIWAY G**



**NOTES:**  
 1. SEE FILLET DETAIL ON PAVING AND MISCELLANEOUS DETAILS SHEET.

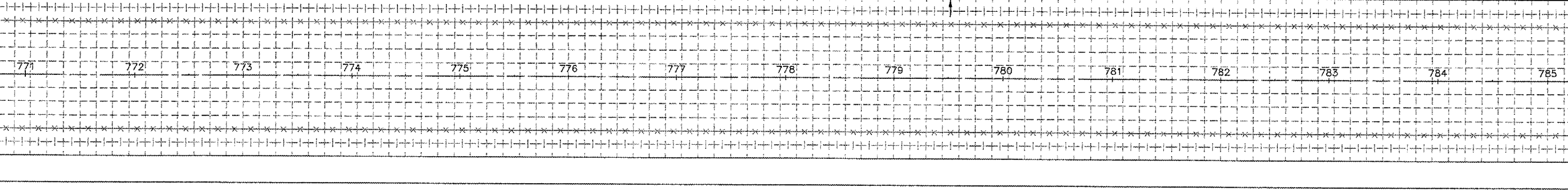
**LEGEND**

	TYPE B EXPANSION JOINT
	THICKENED EDGE
	TYPE D (DOWELED)
	TYPE F (DOWELED)
	TYPE G HINGED (TIED)
	TYPE H (DUMMY)
	REINFORCED PANEL
	EXISTING JOINT

**BLOOMINGTON-NORMAL AIRPORT AUTHORITY  
 CENTRAL ILLINOIS REGIONAL AIRPORT  
 BLOOMINGTON, ILLINOIS  
 CONSTRUCT TAXIWAY G-1  
 JOINTING PLAN**

© Copyright CMT, Inc.  
**CMT**  
 CRAMFORD, MURPHY & TILLY, INC.  
 CONSULTING ENGINEERS  
 License No. 184-000613

**RUNWAY 2/20**



DESIGN BY:	JEF
DRAWN BY:	DPA
CHECKED BY:	RLV
APPROVED BY:	JEF
DATE:	1/13/2006
JOB No:	05085-0300
ILLINOIS PROJECT	BMI-3452
A.I.P. PROJECT	3-17-0006-XX
SHEET	10 OF 33 SHEETS