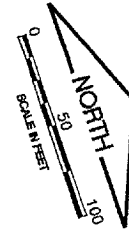
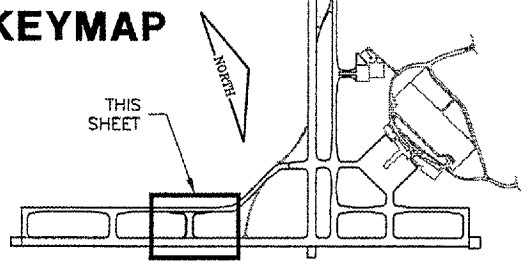


KEYMAP

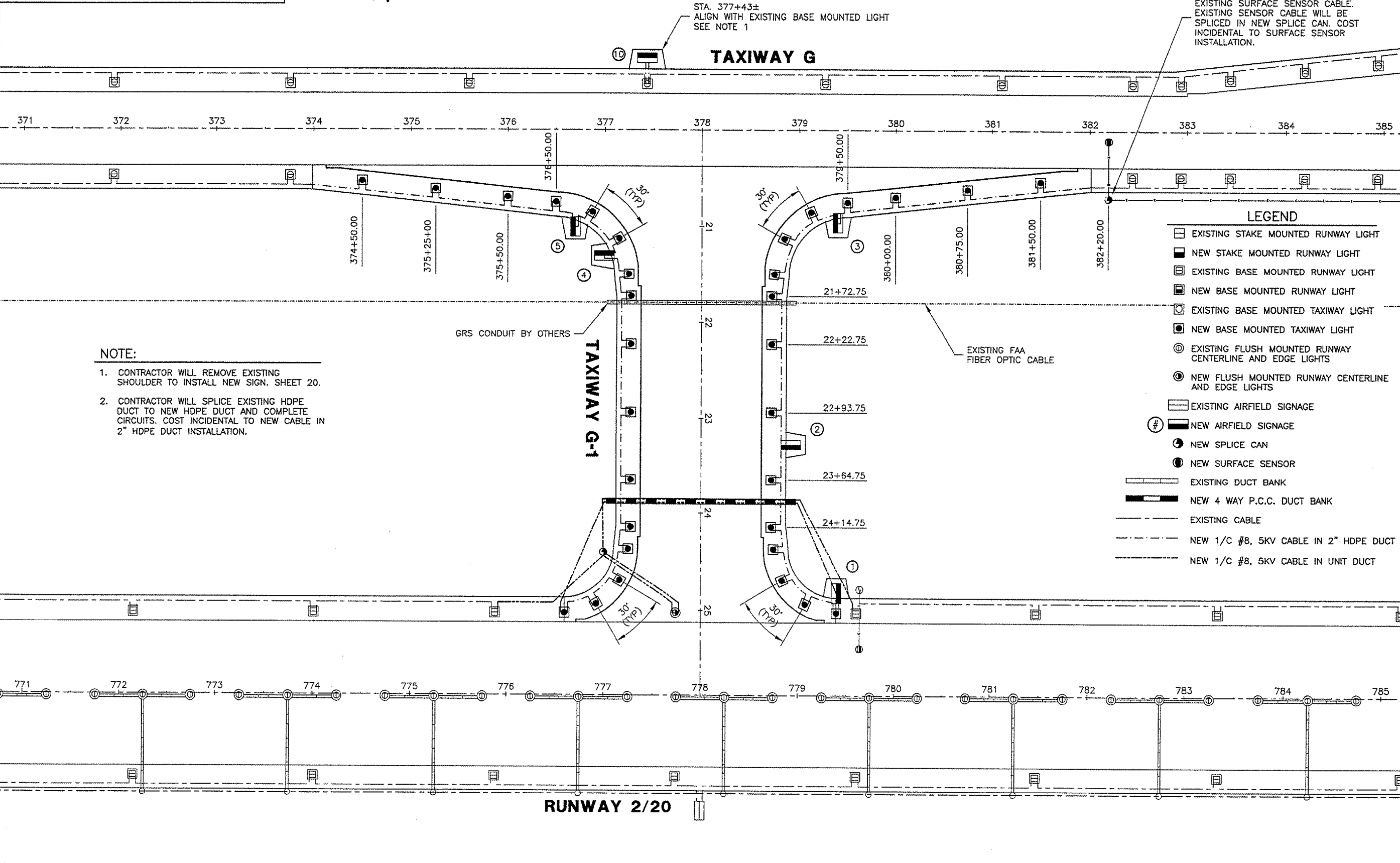
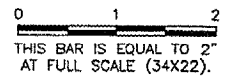


BL059

K:\Bloomington\10508503\Draw\Sheets\
 FILE: 13_ELECPLAN.dwg
 LAYOUT: ELECPLAN
 UPDATE BY: adraughan
 SURVEY BOOK #
 DATE: Mon 1/23/06 9:21am
 XREF DWG: CL_STA.dwg
 Clntinfo.dwg
 KEY.dwg
 BASE_PROPGEOD.dwg
 BASE_EXISTGEO.dwg
 BASE_EXISTELEC.dwg
 BASE_ELEC.dwg

REVISIONS

NUMBER	BY	DATE



NOTE:

- CONTRACTOR WILL REMOVE EXISTING SHOULDER TO INSTALL NEW SIGN. SHEET 20.
- CONTRACTOR WILL SPLICE EXISTING HDPE DUCT TO NEW HDPE DUCT AND COMPLETE CIRCUITS. COST INCIDENTAL TO NEW CABLE IN 2" HDPE DUCT INSTALLATION.

LEGEND

- EXISTING STAKE MOUNTED RUNWAY LIGHT
- NEW STAKE MOUNTED RUNWAY LIGHT
- EXISTING BASE MOUNTED RUNWAY LIGHT
- NEW BASE MOUNTED RUNWAY LIGHT
- EXISTING BASE MOUNTED TAXIWAY LIGHT
- NEW BASE MOUNTED TAXIWAY LIGHT
- EXISTING FLUSH MOUNTED RUNWAY CENTERLINE AND EDGE LIGHTS
- NEW FLUSH MOUNTED RUNWAY CENTERLINE AND EDGE LIGHTS
- EXISTING AIRFIELD SIGNAGE
- NEW AIRFIELD SIGNAGE
- NEW SPLICE CAN
- NEW SURFACE SENSOR
- EXISTING DUCT BANK
- NEW 4 WAY P.C.C. DUCT BANK
- EXISTING CABLE
- NEW 1/C #8, 5KV CABLE IN 2" HDPE DUCT
- NEW 1/C #8, 5KV CABLE IN UNIT DUCT

BLOOMINGTON-NORMAL AIRPORT AUTHORITY
CENTRAL ILLINOIS REGIONAL AIRPORT
BLOOMINGTON, ILLINOIS

CONSTRUCT TAXIWAY G-1

ELECTRICAL & LIGHTING PLAN

© Copyright CMT, Inc.

CMT
 CRAWFORD, MURPHY & TILLY, INC.
 CONSULTING ENGINEERS
 License No. 184-000615



DESIGN BY:	JEF
DRAWN BY:	DPA
CHECKED BY:	RLV
APPROVED BY:	JEF
DATE:	1/13/2006
JOB No:	05085-0300
ILLINOIS PROJECT	BMI-3452
A.I.P. PROJECT	3-17-0006-XX
SHEET	13 OF 33 SHEETS