


DUPAGE AIRPORT AUTHORITY WEST CHICAGO, ILLINOIS

CONSTRUCTION PLANS FOR DUPAGE AIRPORT

CONSTRUCT SOUTH FLIGHT CENTER APRON PHASE 4


C.P. 11/30/2007

A.I.P. PROJECT: 3-17-0017-B18
ILLINOIS PROJECT: DPA-3391


JANUARY 13, 2006


DUPAGE AIRPORT

TOWNSHIP: 40 NORTH WAYNE TOWNSHIP
RANGE: 9 EAST (SECTIONS: 31)
DUPAGE COUNTY


SOUTH FLIGHT CENTER APRON
DESIGN AIRCRAFT APPROACH CATEGORY D
DESIGN AIRCRAFT GROUP III

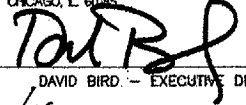
**CALL JULIE
BEFORE EXCAVATING
1-800-892-0123**

 **CMT** 04257-04
CRAWFORD, MURPHY & TILLY, INC.
CONSULTING ENGINEERS
800 N. COMMONS DRIVE
SUITE 107
AURORA, ILL. 60504
PHONE (630) 820-1022
FAX (630) 820-0350

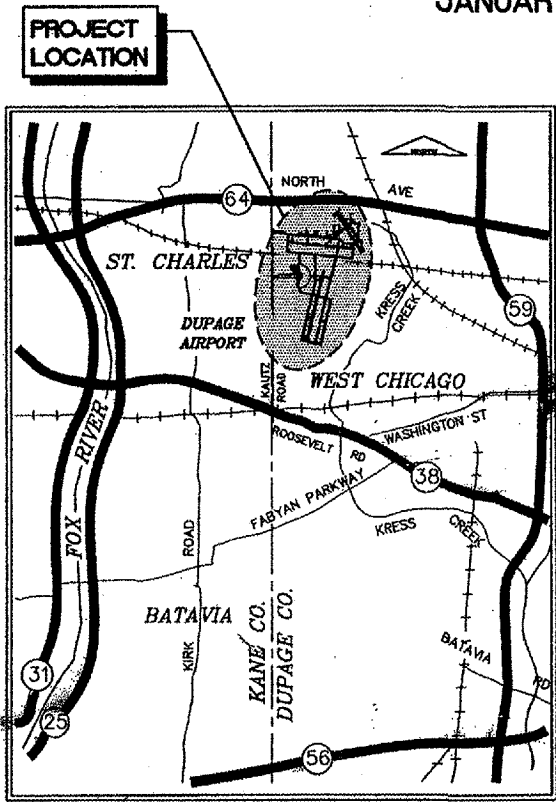
SUBMITTED BY 
MICHAEL J. SMEJKAL, P.E.

DATE 1/13/06

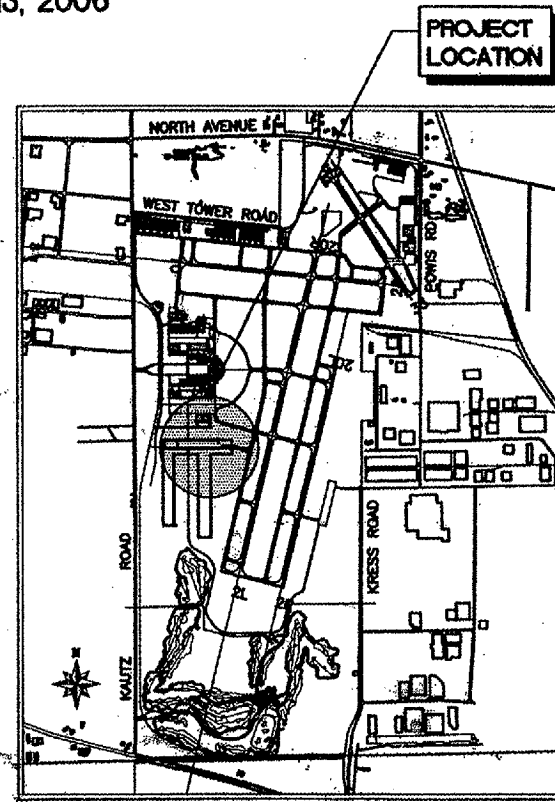

DuPage Airport
2700 INTERNATIONAL DRIVE
SUITE 200
WEST CHICAGO, ILL. 60095

APPROVED BY 
DAVID BIRD - EXECUTIVE DIRECTOR

DATE 1/13/06



LOCATION MAP



SITE PLAN

INDEX TO SHEETS

- 1 COVER SHEET
- 2 SUMMARY OF QUANTITIES / GAS PIPELINE PROTECTION DETAIL
- 3 SITE PLAN / HORIZONTAL AND VERTICAL CONTROL
- 4 GENERAL NOTES / SEQUENCE OF CONSTRUCTION PER AC 150/5370-2E
- 5 STORM WATER POLLUTION PREVENTION PLAN
- 6 STORM WATER POLLUTION PREVENTION PLAN NOTES
- 7 STORM WATER POLLUTION PREVENTION PLAN DETAILS
- 8 TYPICAL SECTIONS
- 9 EXISTING CONDITIONS / PROPOSED REMOVALS - SHEET 1
- 10 EXISTING CONDITIONS / PROPOSED REMOVALS - SHEET 2
- 11 PAVEMENT JOINTING PLAN
- 12 GRADING PLAN - SHEET 1
- 13 GRADING PLAN - SHEET 2
- 14 LIGHTING / PAVEMENT MARKING / FENCING / DRAINAGE PLAN - SHEET 1
- 15 LIGHTING / PAVEMENT MARKING / FENCING / DRAINAGE PLAN - SHEET 2
- 16 STORM SEWER PROFILES - SHEET 1
- 17 STORM SEWER PROFILES - SHEET 2
- 18 STORM SEWER DETAILS
- 19 PAVEMENT JOINTING DETAILS
- 20 AIRFIELD VAULT PLAN
- 21 VAULT CONTROL DETAILS SHEET 1
- 22 VAULT CONTROL DETAILS SHEET 2
- 23 TOWER CONTROL DETAILS SHEET 1
- 24 TOWER CONTROL DETAILS SHEET 2
- 25 ELECTRICAL DETAILS - SHEET 1
- 26 ELECTRICAL DETAILS - SHEET 2
- 27 FENCING DETAILS
- 28 INDEX TO CROSS SECTIONS
- 29 CROSS SECTIONS - APRON - SHEET 1
- 30 CROSS SECTIONS - APRON - SHEET 2
- 31 CROSS SECTIONS - APRON - SHEET 3
- 32 CROSS SECTIONS - APRON - SHEET 4
- 33 CROSS SECTIONS - APRON - SHEET 5
- 34 CROSS SECTIONS - DITCH
- 35 ENGINEERING INFO - SHEET 1
- 36 ENGINEERING INFO - SHEET 2