



LEGEND	
-----	EXISTING GRADE
-----	PROPOSED SUBGRADE
-----	PROPOSED GRADE
.....	MINE REFUSE EXCAVATION
	MINE REFUSE FILL
//////	EARTH FILL


MINE REFUSE CUT=237.5 S.F.  
 MINE REFUSE FILL=1014.6 S.F.  
 EARTH FILL=674.2 S.F.




MINE REFUSE CUT=119.7 S.F.  
 MINE REFUSE FILL=410.5 S.F.  
 EARTH FILL=640.0 S.F.



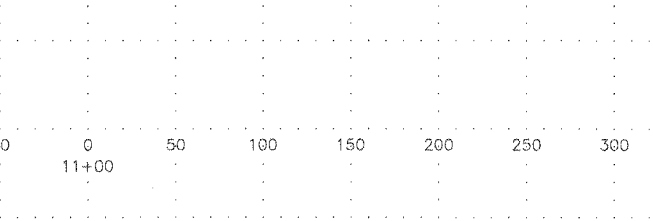
MINE REFUSE CUT=321.4 S.F.  
 MINE REFUSE FILL=267.4 S.F.  
 EARTH FILL=515.3 S.F.




MINE REFUSE CUT=273.5 S.F.  
 MINE REFUSE FILL=1.9 S.F.  
 EARTH FILL=333.2 S.F.




MINE REFUSE CUT=0.0 S.F.  
 MINE REFUSE FILL=0.0 S.F.  
 EARTH FILL=0.0 S.F.




MINE REFUSE CUT=54.6 S.F.  
 MINE REFUSE FILL=0.0 S.F.  
 EARTH FILL=45.5 S.F.



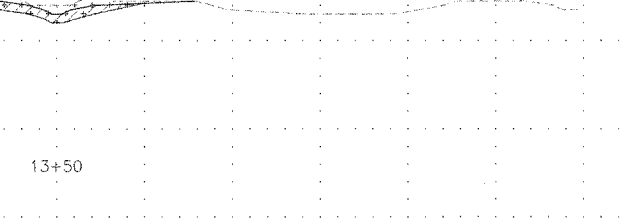
MINE REFUSE CUT=59.5 S.F.  
 MINE REFUSE FILL=0.0 S.F.  
 EARTH FILL=59.5 S.F.



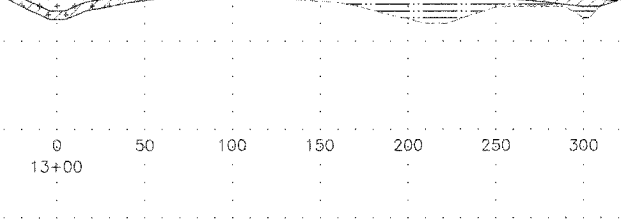
MINE REFUSE CUT=129.9 S.F.  
 MINE REFUSE FILL=0.0 S.F.  
 EARTH FILL=84.0 S.F.



MINE REFUSE CUT=203.2 S.F.  
 MINE REFUSE FILL=0.0 S.F.  
 EARTH FILL=124.6 S.F.



MINE REFUSE CUT=623.4 S.F.  
 MINE REFUSE FILL=467.5 S.F.  
 EARTH FILL=702.2 S.F.



Horizontal Scale 50  
 Vertical Scale 20