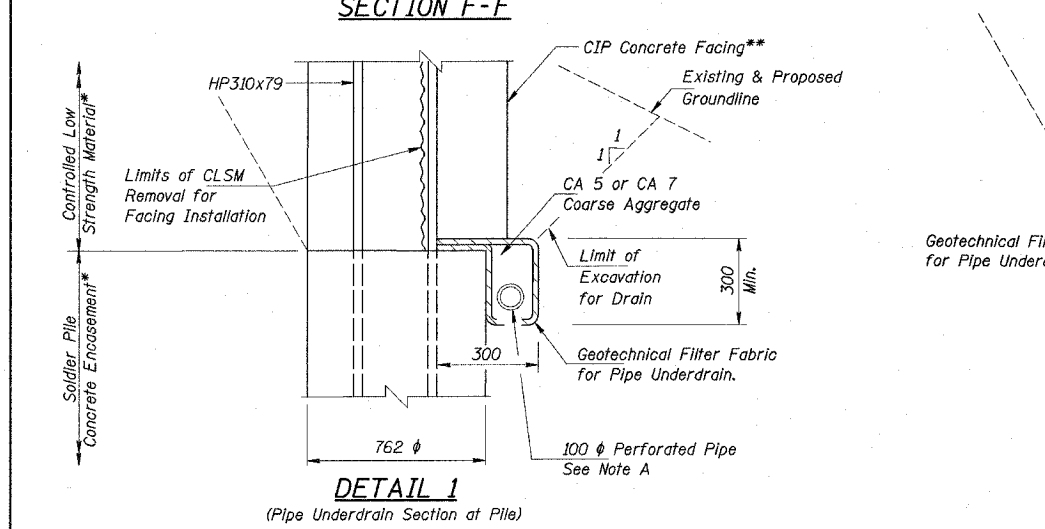
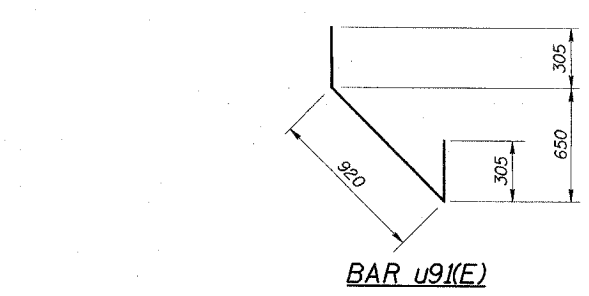
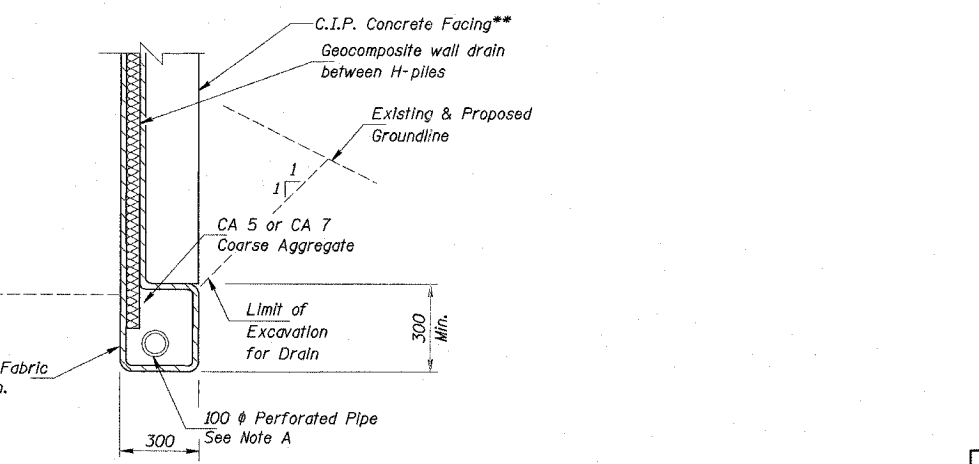
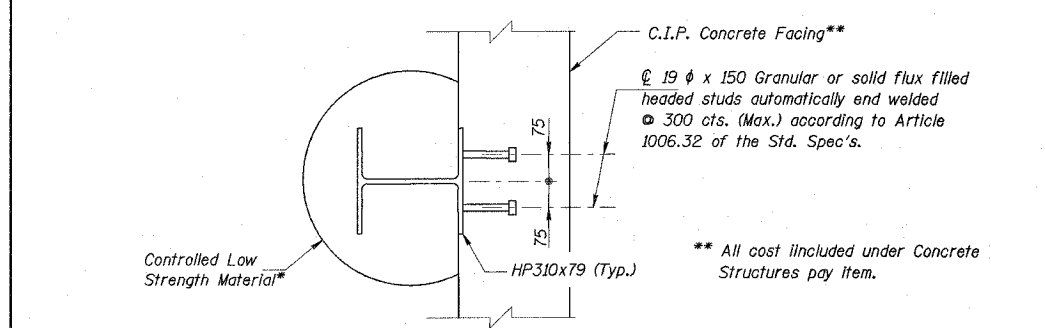
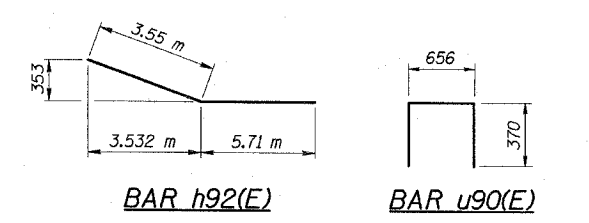
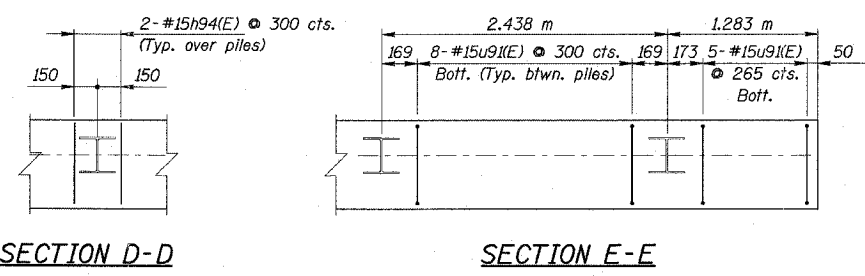
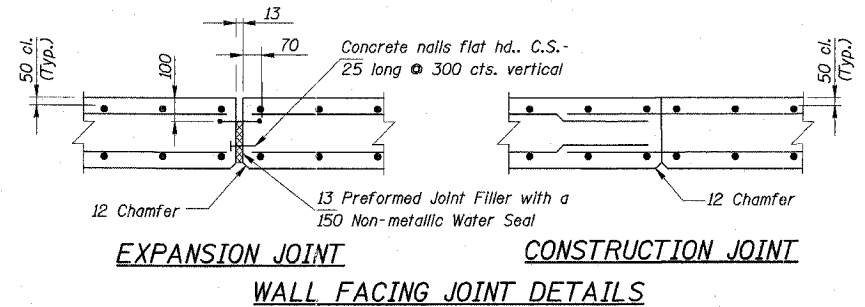
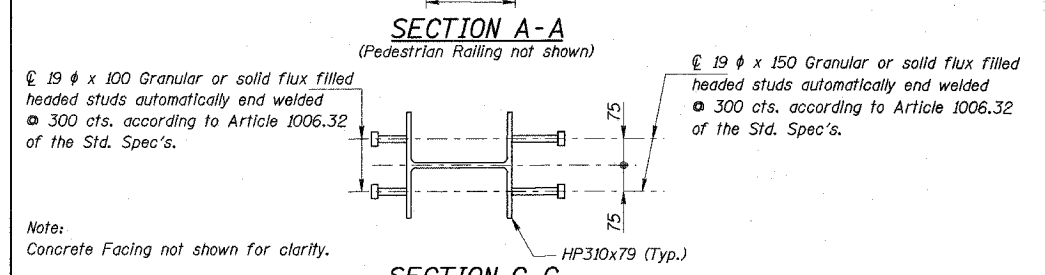


BILL OF MATERIAL

BAR	NO.	SIZE	LENGTH (m)	SHAPE
h90(E)	20	#15	3.62	—
h91(E)	40	#15	7.95	—
h92(E)	20	#15	9.26	—
h93(E)	20	#15	8.50	—
h94(E)	149	#15	0.53	—
h95(E)	20	#15	9.24	—
v90(E)	76	#15	1.73	—
v91(E)	149	#15	0.76	—
v92(E)	56	#15	1.78	—
v93(E)	58	#15	1.83	—
v94(E)	50	#15	1.88	—
v95(E)	58	#15	1.93	—
u90(E)	149	#15	1.40	□
u91(E)	147	#15	1.53	□
Reinforcement Bars, Epoxy Coated		kg	3,300	
Concrete Structures		m ³	47.7	
Stud Shear Connectors		Each	288	
Furnishing Soldier Piles HP310x79		m	107.5	
Drilling and Setting Soldier Piles		m ³	35.5	



Note A:
The 100 mm Perforated drain pipe shall be according to Section 601 of the Standard Specifications. All cost for furnishing and installing the perforated pipe is included with Pipe Underdrains 100 mm bid item.

COLLINS ENGINEERS
 123 N. WACKER DR., SUITE 300
 CHICAGO, IL 60606
 (312) 704-9300
 ILLINOIS PROFESSIONAL DESIGN FIRM
 LICENSE NO. 184-000993

REVISIONS	
NAME	DATE

ILLINOIS DEPARTMENT OF TRANSPORTATION
 F.A.I. 90 (I-90)
 AT NAGLE AVENUE
 F.A.U. RTE. 2783 SEC 1314B
 COOK COUNTY STATION 4+545.264
 STRUCTURE NO. 016-W779

RETAINING WALL DETAILS-II

DRAWN BY KAC
 CHECKED BY ERB/DGS
 DATE: DEC. 2004