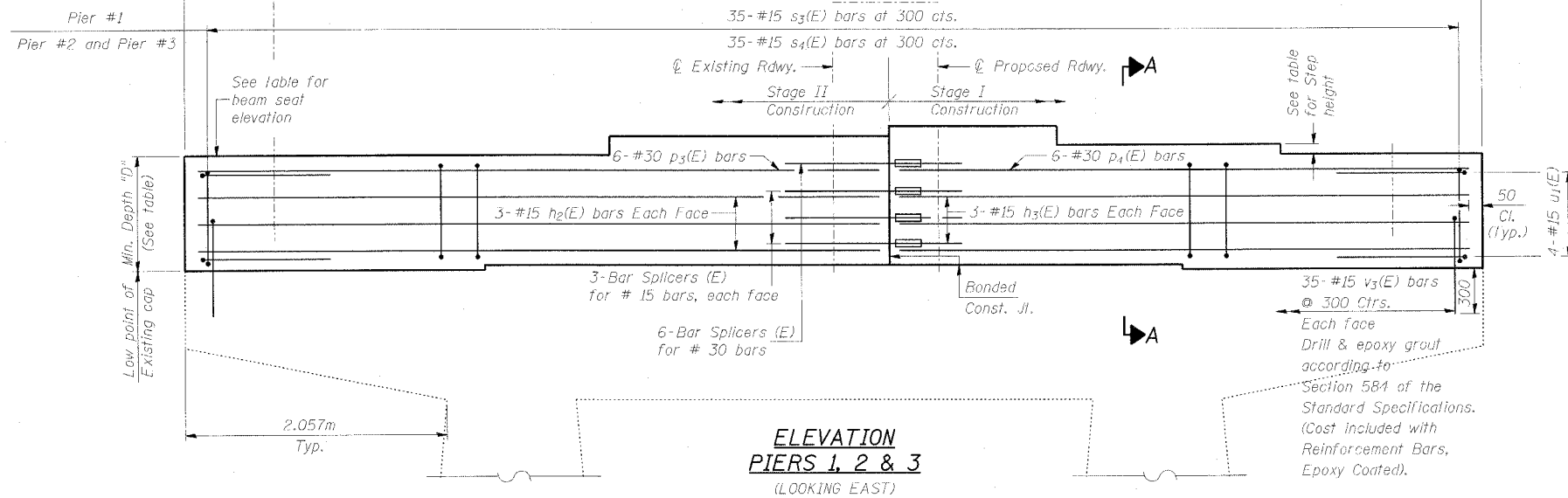
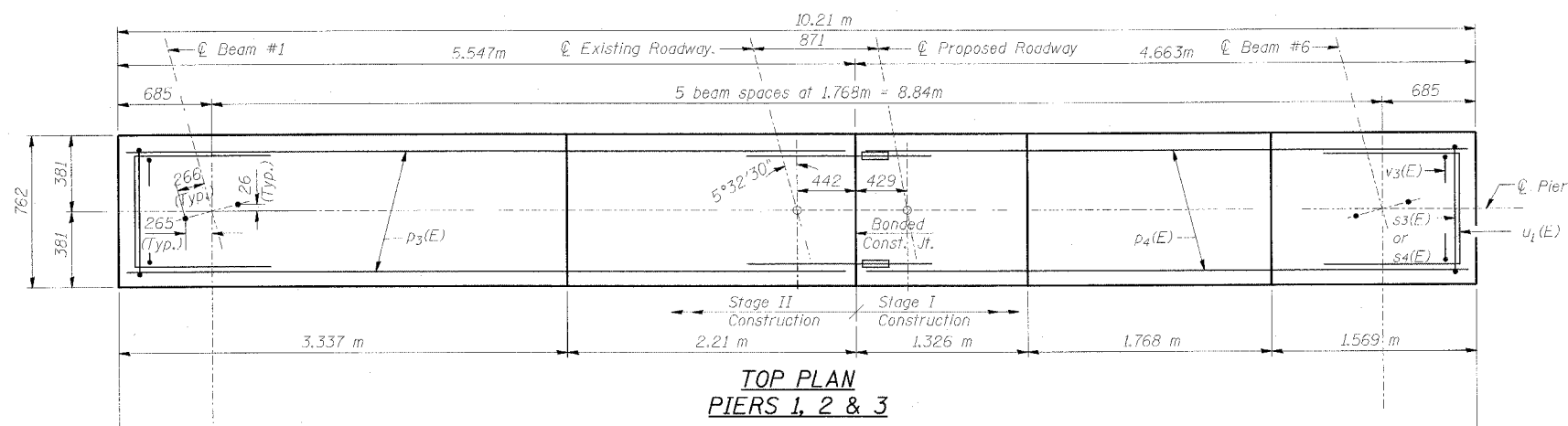


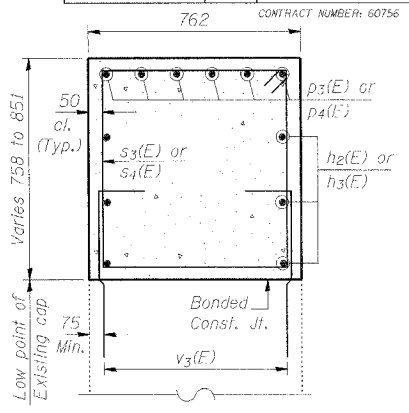
STATE OF ILLINOIS  
DEPARTMENT OF TRANSPORTATION

ROUTE NO.	SECTION	COUNTY	TOTAL SHEETS	SHEET NO.
F.A.P. RY. 305	28R-2-RS-1	McHenry	53	34
FED. ROAD DIST. NO. 1	ILLINOIS	FED. AID PROJECT		



BEAM SEAT ELEVATIONS

Location	Min. Depth "D"	Beam 1 Elevation	Step Height	Beam 2 Elevation	Step Height	Beam 3 Elevation	Step Height	Beam 4 Elevation	Step Height	Beam 5 Elevation	Step Height	Beam 6 Elevation
Pier 1	795	289.627	0	289.627	26	289.653	26	289.679	28	289.651	28	289.623
Pier 2	760	289.661	0	289.661	27	289.688	27	289.715	26	289.689	28	289.661
Pier 3	758	289.591	0	289.591	28	289.619	27	289.646	25	289.621	26	289.595

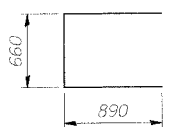


SECTION A-A

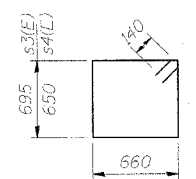
BILL OF MATERIAL  
(3 PIERS)

Bar	No.	Size	Length (m)	Shape
h2(E)	18	#15	5.45	—
h3(E)	18	#15	4.56	—
p3(E)	18	#30	5.45	—
p4(E)	18	#30	4.56	—
s3(E)	35	#15	2.99	□
s4(E)	70	#15	2.90	□
u1(E)	24	#15	2.41	—
v3(E)	210	#15	0.96	L
Concrete Structures		m <sup>3</sup>	18.5	
Bar Splicers		Each	36	
Reinforcement Bars, Epoxy Coated		kg	2,160	

BAR v3(E)



BAR u1(E)



BARS s3(E) and s4(E)

- Notes:
1. Space reinforcement in cap to miss anchor bolts.
  2. Pour steps monolithically with cap.
  3. All dimensions are in millimeters (mm) except as noted.
  4. Reinforcement Bars designated (E) shall be epoxy coated.

PIER DETAILS

Date	Designed MR	SOUTH ST. OVER US 14 FAP ROUTE NO. 305 SECTION 28R-2-RS-1 STATION 29+999.897 COUNTY McHENRY STRUCTURE NO. 056-3015	Sheet No.
Revisions	Drawn MR		21
	Checked KSM		of 31
	Approved KSM		
HARRY O. HEFTER-ASSOCIATES, INC. DESIGN AND CONSULTING ENGINEERS		86 East Jackson Blvd. Chicago, Illinois 60604 312/466-0181	Job No. 1962

2/27/2004 10:30:05 AM