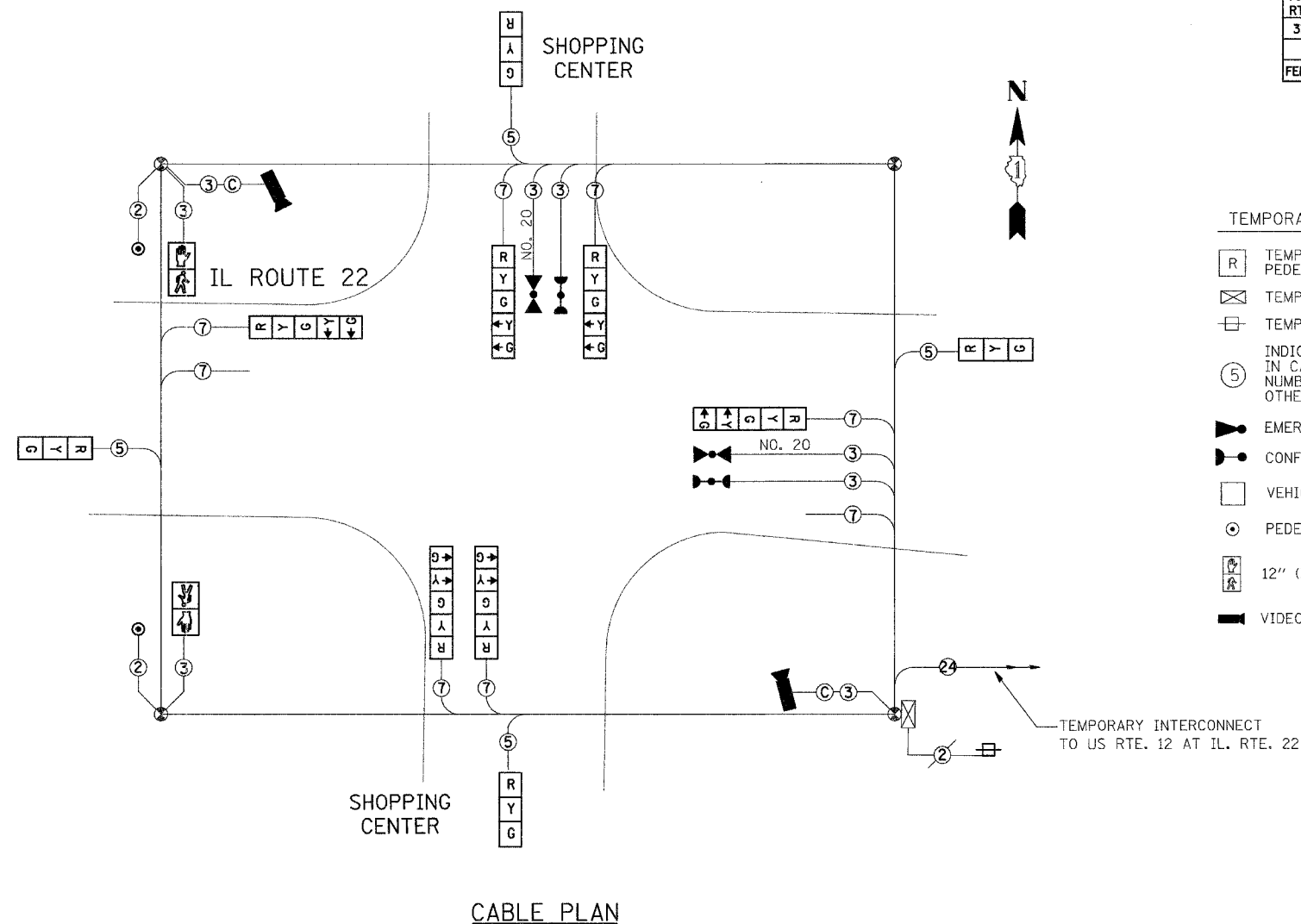
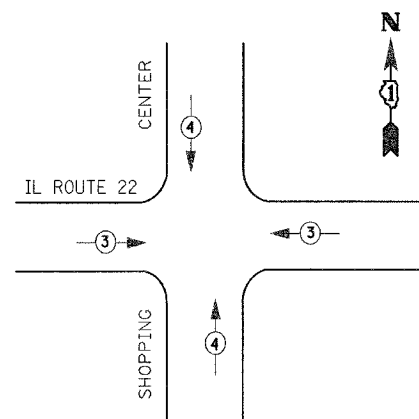
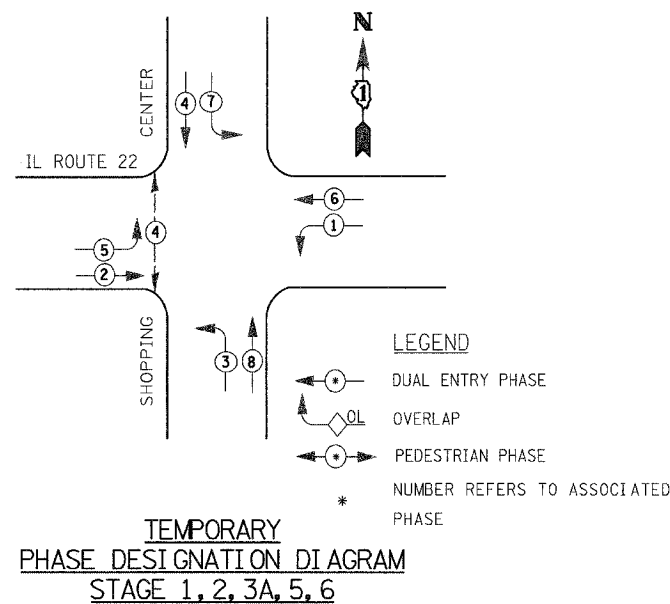


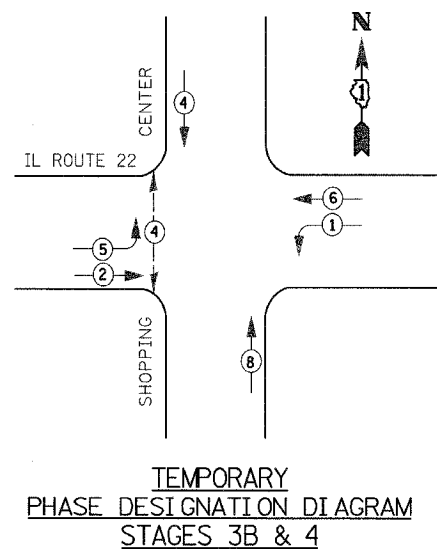
F.A. RTE.	SECTION	COUNTY	TOTAL SHEETS	SHEET NO.
337	19R-1	LAKE	800	500
STA.		TO STA.		
FED. ROAD DIST. NO.		ILLINOIS	FED. AID PROJECT	
CONTRACT NO. 60997				



- TEMPORARY CABLE DIAGRAM LEGEND**
- TEMPORARY TRAFFIC SIGNAL SECTION OR PEDESTRIAN SIGNAL SECTION 12" (300 mm)
 - TEMPORARY CONTROLLER CABINET
 - TEMPORARY SERVICE INSTALLATION
 - INDICATES NUMBER OF CONDUCTORS IN CABLE. ALL CONDUCTORS TO BE NUMBER 14 AWG WIRE UNLESS OTHERWISE NOTED.
 - EMERGENCY VEHICLE LIGHT DETECTOR
 - CONFIRMATION BEACON
 - VEHICLE DETECTOR, INDUCTION LOOP
 - PEDESTRIAN PUSHBUTTON DETECTOR
 - 12" (300mm) PEDESTRIAN SIGNAL SECTION
 - VIDEO DETECTION

EMERGENCY VEHICLE PREEMPTION SEQUENCE

TEMPORARY EMERGENCY VEHICLE PREEMPTOR		
EMERGENCY VEHICLE PREEMPTOR	3	4
MOVEMENT	← →	↑ ↓



THE NB & SB LEFT TURN SIGNAL HEADS SHALL BE BAGGED BY THE CONTRACTOR

CONSTRUCTION NOTES

- THE EXISTING TRAFFIC SIGNAL CLOSED LOOP SYSTEM OPERATION SHALL BE MAINTAINED DURING CONSTRUCTION.
- THE CONTRACTOR SHALL MAINTAIN THE EXISTING SIGNAL SYSTEM INTERCONNECT DURING TEMPORARY SIGNAL OPERATION.

I.D.O.T. TRAFFIC SIGNAL INSTALLATION ELECTRICAL SERVICE REQUIREMENTS					TOTAL WATTAGE
TYPE	NO. LAMPS	WATTAGE INCAND.	LED	% OPERATION	
SIGNAL (RED)	12	135	17	0.50	810
(YELLOW)	12	135	25	0.25	405
(GREEN)	12	135	15	0.25	405
ARROW	16	135	12	0.10	216
PED. SIGNAL	2	90	25	1.00	188
CONTROLLER		100	100	1.00	100
ILLUM. SIGN		84		0.05	
FLASHER				0.50	
ENERGY COSTS TO:				TOTAL =	2116
ILLINOIS DEPARTMENT OF TRANSPORTATION 201 WEST CENTER COURT SCHAMBURG, ILLINOIS 60196-1096 CONTACT: TERI BLACK PHONE: (847) 816-5239 COMPANY: COM. EDISON					

THE TEMPORARY TRAFFIC SIGNAL CONTROL EQUIPMENT FOR THIS PROJECT SHALL BE "ECONOLITE" TO MATCH THE EXISTING ADJACENT SYSTEM

REVISIONS	
NAME	DATE

ILLINOIS DEPARTMENT OF TRANSPORTATION
TEMPORARY CABLE PLAN & TEMPORARY PHASE DESIGNATION DIAGRAM IL RTE 22 @ SHOPPING CENTER DR.
DRAWN BY VAP
DESIGNED BY RAM
CHECKED BY DDL
SCALE : N.T.S.
DATE : 07/21/04