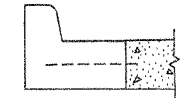
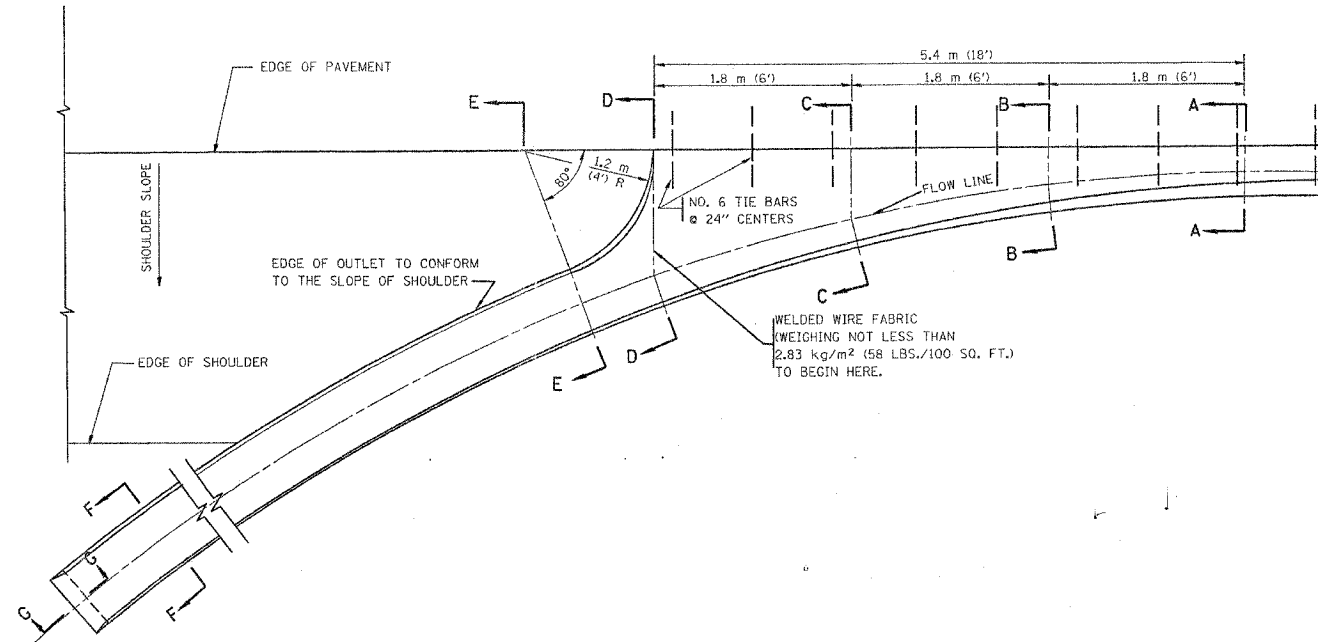
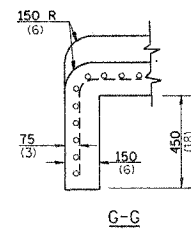
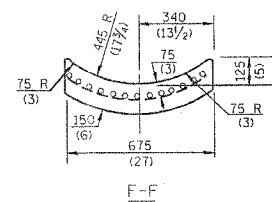
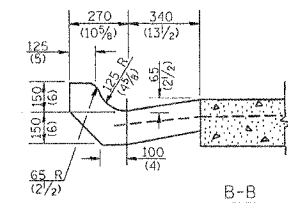
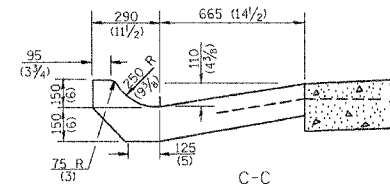
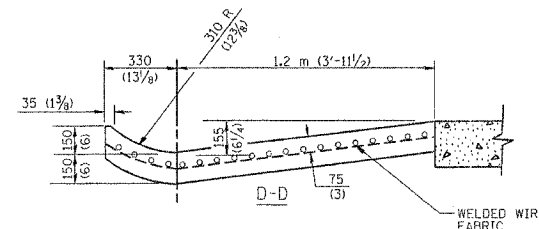
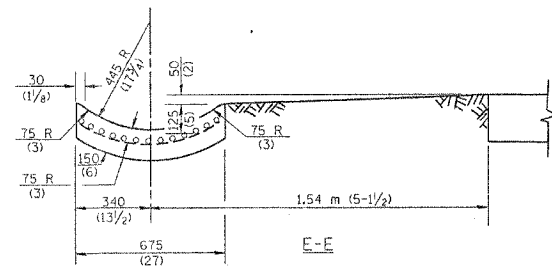


P. & A. SHEET	SECTION	COUNTY	TOTAL SHEETS	SHEET NO.
			800	630
STA.		TO STA.		
FDL NO. 400 DET. NO. 1		ILLINOIS	FDL. 400 PROJECT	



* DIMENSIONS OF THE CURB & GUTTER AT SECTION A-A ARE SHOWN ON STATE STANDARD 606001. FOR DETAILS OF OUTLET FOR CONCRETE CURB & GUTTER, TYPE B-15.60 (B-6.24) SEE STATE STANDARD 606006.



GENERAL NOTES

GUTTER OUTLET SHALL BE TIED TO THE PAVEMENT IN ACCORDANCE WITH DETAILS FOR LONGITUDINAL CONSTRUCTION JOINT SHOWN ON STANDARD 420001.

TIE BARS SHALL BE NO. 20 (NO.6) AT 600 (24) CENTERS UNLESS OTHERWISE SHOWN.

IF THE AVERAGE GRADE OF PAVEMENT FOR THE DISTANCE FROM SECTION A-A TO D-D EXCEEDS 2%, THIS DISTANCE SHALL BE INCREASED 1.8 m (6') FOR EACH 1% INCREASE IN GRADE.

QUANTITIES

FOR SECTION A-A TO E-E AND CURTAIN WALL -
 0.96 m³ (1.25 CU. YDS.) CLASS SI CONCRETE (OUTLET) FOR 225 (9) PAV'T.
 0.97 m³ (1.27 CU. YDS.) CLASS SI CONCRETE (OUTLET) FOR 250 (10) PAV'T.
 FOR SECTION F-F -
 0.03 m³ (0.045 CU. YDS.) CLASS SI CONCRETE PER m (ft.).

ALL DIMENSIONS ARE IN MILLIMETERS (INCHES) UNLESS OTHERWISE SHOWN.

ILLINOIS DEPARTMENT OF TRANSPORTATION

OUTLET FOR CONCRETE CURB AND GUTTER

REVISIONS	
NAME	DATE
M. DE YONG	8/4/86
R. SHAH	09/09/94
R. SHAH	10/25/94
E. GOMEZ	12/21/00

SCALE: NONE
 DATE: 02/28/2003

DRAWN BY
 CHECKED BY

BD600-01 (BD-03)
 REVISION DATE: 12/21/00