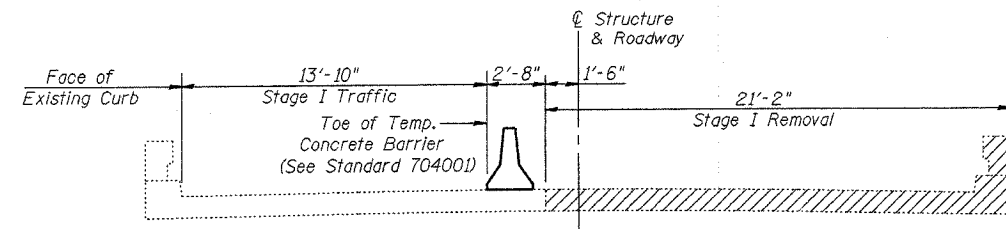


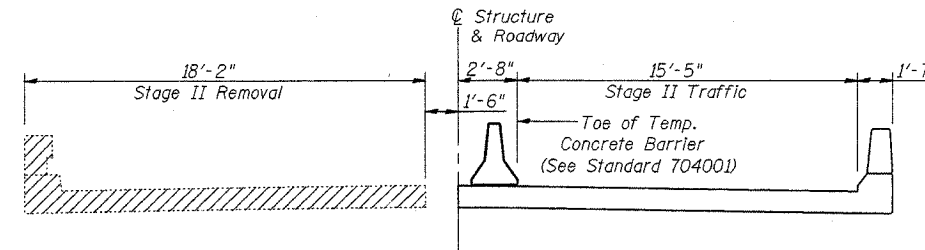
F.A.I.	SECTION	COUNTY	SHEET	SHEET
55	27 BR	WILL	29	6
FED. ROAD DIST. NO. 7		ILLINOIS	FED. AID PROJECT	

SHEET NO.
2 of 8

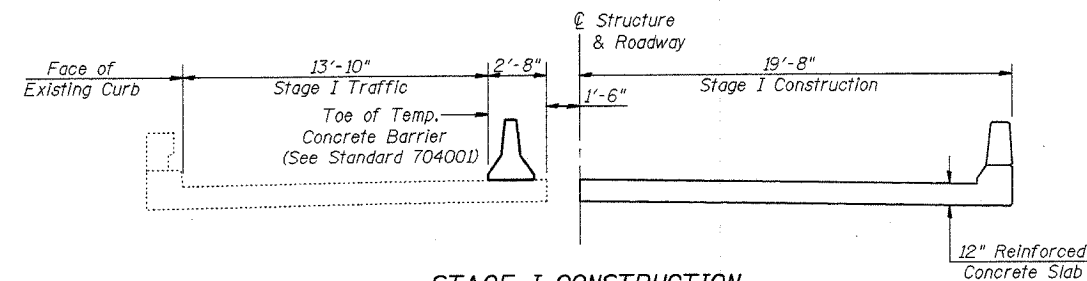
Contract No.: 62424



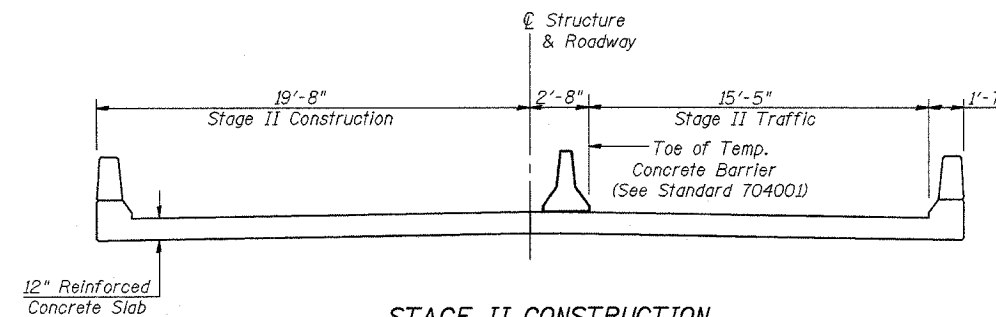
STAGE I REMOVAL



STAGE II REMOVAL



STAGE I CONSTRUCTION

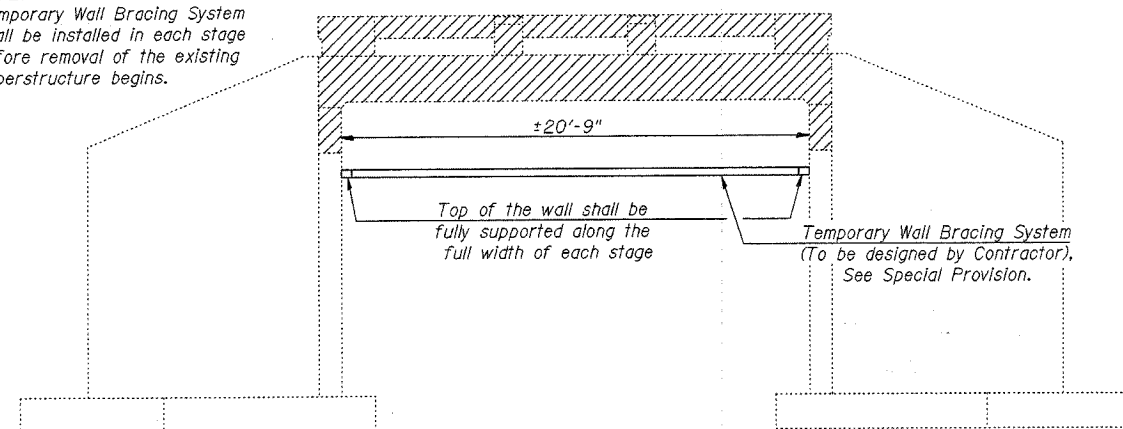


STAGE II CONSTRUCTION

NOTES

Sections are looking north.
Removal of bituminous wearing surface and existing concrete bridge rail included with "Removal of Existing Superstructures".
Hatched area indicates "Removal of Existing Superstructures".
Pay Item for "Temporary Concrete Barrier" is included with Roadway Plans.
See sheet 8 of 8 for Temporary Concrete Barrier Details.
Removal of the existing superstructure may create an unstable condition for the abutments. The Contractor shall install the Temporary Wall Bracing System in each stage prior to superstructure removal.

NOTE:
Temporary Wall Bracing System shall be installed in each stage before removal of the existing superstructure begins.



TEMPORARY WALL BRACING SYSTEM AND EXISTING SUPERSTRUCTURE REMOVAL

SEQUENCE OF STAGE REMOVAL AND CONSTRUCTION OF TEMPORARY WALL BRACING SYSTEM

1. Install Temporary Wall Bracing System for Stage I Construction.
2. Remove Stage I Superstructure.
3. Proceed with Stage I Construction.
4. Remove and Reinstall Temporary Wall Bracing System for Stage II Construction.
5. Remove Stage II Superstructure.
6. Proceed with Stage II Construction.
7. Remove Temporary Wall Bracing System when Stage II Construction is complete.

BILL OF MATERIAL

ITEM	UNIT	QUANTITY
Temporary Wall Bracing System	L. Sum	1
Removal of Existing Superstructures	Each	1



REVISIONS	
NAME	DATE

ILLINOIS DEPARTMENT OF TRANSPORTATION
STAGE CONSTRUCTION DETAILS
FAI RTE. 55 (EAST FRONTAGE ROAD)
OVER SUNNYLAND DRAIN
SECTION 27 BR
WILL COUNTY
STATION 105+12.13
STRUCTURE NO. 099-0032
DATE: 11/10/04
DRAWN BY WJV
CHECKED BY BLB