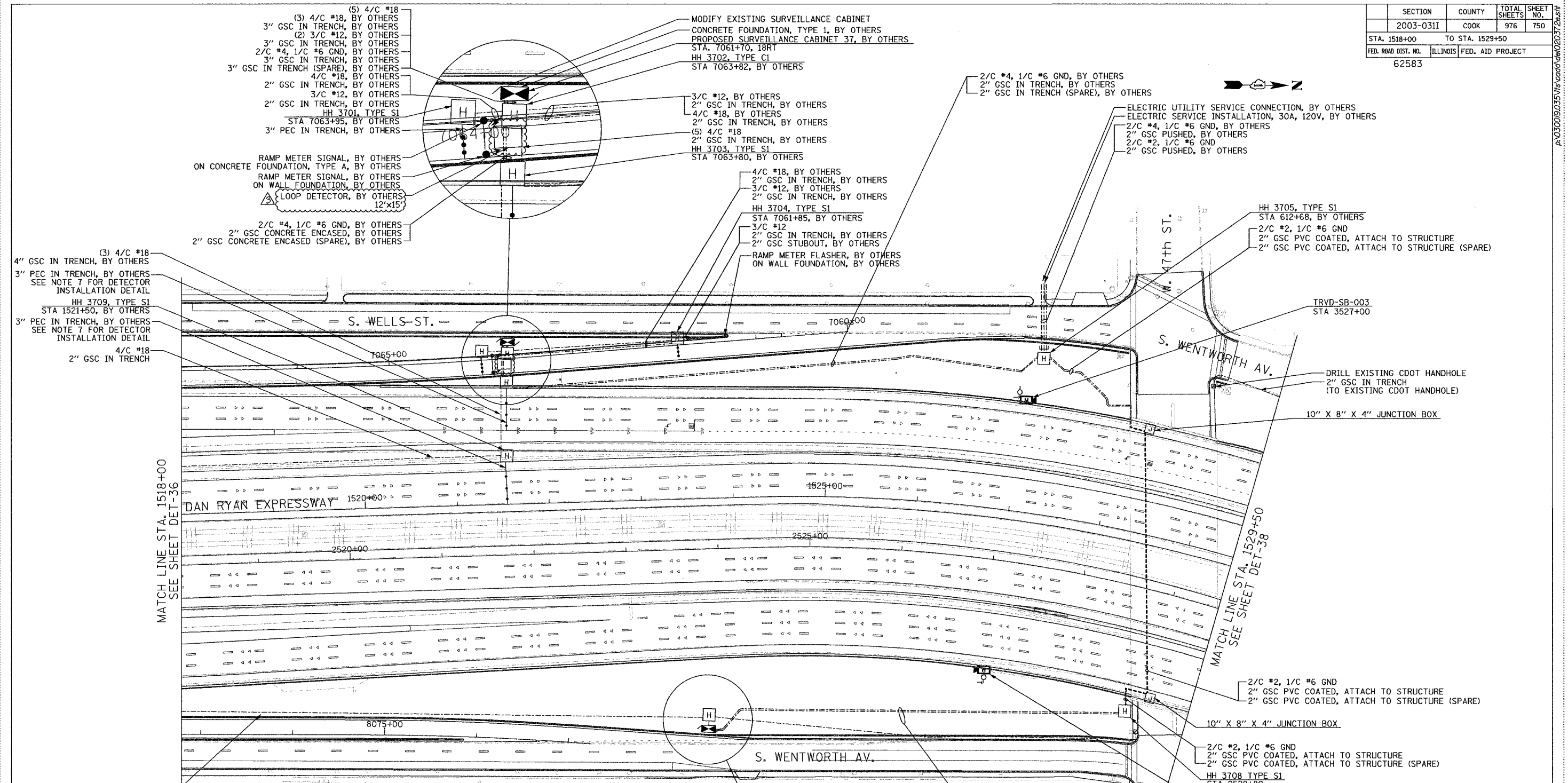
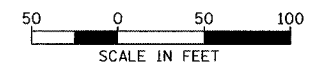
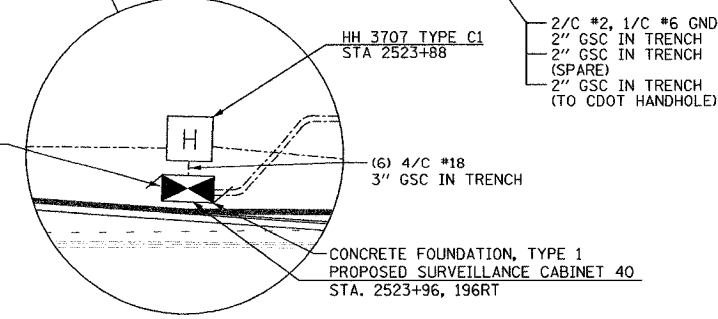


SECTION	COUNTY	TOTAL SHEETS	SHEET NO.
2003-0311	COOK	976	750
STA. 1518+00 TO STA. 1529+50			
FED. ROAD DIST. NO.	ILLINOIS	FED. AID PROJECT	
62583			



- NOTES:**
- SEE DRAWING ME-01 AND ME-02 FOR ELECTRICAL SYSTEMS AND ABBREVIATIONS.
  - UNLESS OTHERWISE STATED, ALL NOTED CABLE AND CONDUIT TO BE FURNISHED AND INSTALLED UNDER THIS CONTRACT.
  - TRENCHED CONDUITS INSTALLED IN PARALLEL ARE TO BE INSTALLED IN COMMON TRENCH.
  - THIS SHEET ONLY DEPICTS INSTALLATION OF DETECTION/RAMP METER ELEMENTS. REFER TO SHEETS FOR OTHER SUBSYSTEMS FOR ADDITIONAL ELEMENTS IN THE AREA SHOWN.
  - CONTRACTOR TO ROD AND CLEAN EXISTING CONDUITS PRIOR TO INSTALLING AND PULLING INNERDUCTS AND CABLES IN CONDUITS.
  - DETECTION/RAMP METER CONDUIT SHALL NOT BE INSTALLED IN ELECTRIC HANDHOLES (SEE DETAIL SHEET DT-45).
  - FOR DETECTOR PROBE INSTALLATION DETAILS, SEE SHEETS DT-23 AND DT-28.
  - FOR HANDHOLE DETAILS, SEE SHEET DT-44 AND DT-46.
  - FOR WIRING DETAILS, SEE SHEETS DET-48 THROUGH DET-53.
  - FOR TEMPORARY DETECTION DETAILS SEE SHEETS DT-53 TO DT-55.
  - FOR JUNCTION BOX / ATTACHED CONDUIT INSTALLATION, SEE SHEET ME-05.



REVISIONS	
NAME	DATE
REVISION 2	2/11/05

ILLINOIS DEPARTMENT OF TRANSPORTATION  
 F.A.I. 94/90 (DAN RYAN EXPRESSWAY)  
 31st STREET TO I-57  
 SURVEILLANCE SYSTEM STATION  
 RAMP METERING AND DETECTOR SYSTEM  
 47TH ST. SITE LAYOUT  
 DET-39, DET-40, RM-16  
 SCALE: 1"=50'  
 DATE: October 29, 2004  
 DRAWN BY: CJH  
 CHECKED BY: MJL

**Edwards and Kelcey**  
 ONE NORTH FRANKLIN  
 CHICAGO, IL 60606  
 PHONE: (312) 251-3000  
 FAX: (312) 251-3015  
 WEB: WWW.EKCORP.COM

A:\03000\03035\16-cadd\det-37.dwg 02/03/2005 10:51:23 AM