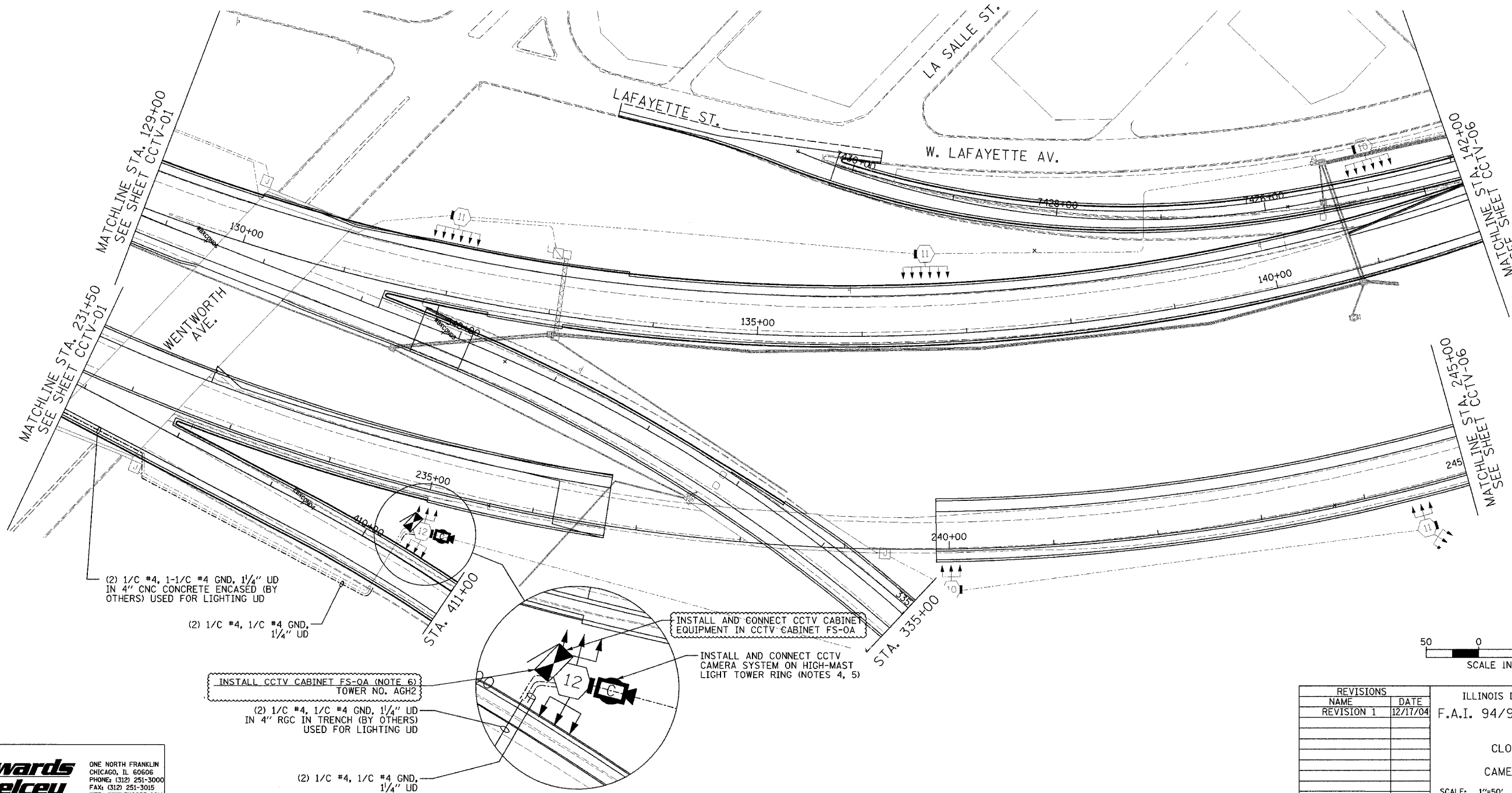
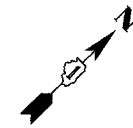


SECTION	COUNTY	TOTAL SHEETS	SHEET NO.
2003-03II	COOK	976	674
STA. 129+00/231+50 TO STA. 142+00/245+00/ 335+00/411+00		FED. ROAD DIST. NO. ILLINOIS FED. AID PROJECT	
62583			

NOTES:

1. SEE DRAWING ME-01 AND ME-02 FOR ELECTRICAL SYSTEMS AND ABBREVIATIONS.
2. UNLESS OTHERWISE STATED, ALL NOTED CABLE AND CONDUIT TO BE FURNISHED AND INSTALLED UNDER THIS CONTRACT.
3. THIS SHEET ONLY DEPICTS INSTALLATION OF CLOSED CIRCUIT TELEVISION ELEMENTS. SEE LIGHTING PLANS FOR LIGHTING ELEMENT INSTALLATION.
4. SUPPORT ARM OF THE CCTV DOME CAMERA SHALL BE INSTALLED ON THE EXPRESSWAY SIDE OF THE HIGH-MAST LIGHT TOWER RING AS SHOWN IN DETAIL DRAWING DT-17. THE ARM SHALL BE PERPENDICULAR TO BOTH THE HIGH-MAST LIGHTING RING AND THE CENTERLINE OF THE EXPRESSWAY OR AS DIRECTED BY THE ENGINEER.
5. SEE DRAWING COMM-04 FOR CCTV COMMUNICATIONS SYSTEM CONDUIT AND CABLE LAYOUT.
6. SEE DRAWING DT-17 FOR CCTV CABINET MOUNTING DETAILS ON A HIGH-MAST LIGHT TOWER.



(2) 1/C #4, 1-1/C #4 GND, 1/4" UD
IN 4" CNC CONCRETE ENCASED (BY
OTHERS) USED FOR LIGHTING UD

(2) 1/C #4, 1/C #4 GND,
1/4" UD

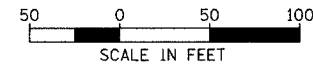
INSTALL CCTV CABINET FS-0A (NOTE 6)
TOWER NO. AGH2

(2) 1/C #4, 1/C #4 GND, 1/4" UD
IN 4" RGC IN TRENCH (BY OTHERS)
USED FOR LIGHTING UD

(2) 1/C #4, 1/C #4 GND,
1/4" UD

INSTALL AND CONNECT CCTV CABINET
EQUIPMENT IN CCTV CABINET FS-0A

INSTALL AND CONNECT CCTV
CAMERA SYSTEM ON HIGH-MAST
LIGHT TOWER RING (NOTES 4, 5)



CCTV-02

REVISIONS	
NAME	DATE
REVISION 1	12/17/04

ILLINOIS DEPARTMENT OF TRANSPORTATION
F.A.I. 94/90 (DAN RYAN EXPRESSWAY)
31st STREET to I-57

CLOSED CIRCUIT TELEVISION
SITE LAYOUT
CAMERA CH-0A (SHEET 2 OF 2)

SCALE: 1"=50'
DATE: October 29, 2004

DRAWN BY: DHI
CHECKED BY: MJL

**Edwards
AND Kelcey**
ONE NORTH FRANKLIN
CHICAGO, IL 60606
PHONE: (312) 251-3000
FAX: (312) 251-3015
WEB: WWW.EKCORP.COM

12/15/2004 04:22:11 PM